

ENPHASE ENERGY INC.

ISIN: **US29355A1079** WKN: **29355A107**

Overview

2024/08/09 14:52:43

Price
108.80 USDDifference  -4.24% (-4.82)

General attributes

ISIN	US29355A1079
Symbol	ENPH
Exchange	London Stock Exchange
Currency	USD
Sector	Utilities
Security type	Stock
Market cap (m)	14,812 EUR
Benchmark	S&P 500

Market data

Bid (Bid size)	-
Ask (Ask size)	-
Open	108.80 USD
High	108.80 USD
Low	108.80 USD
Close (prev. day)	113.62 USD
VWAP	108.80 USD
Volume (pcs)	60,435
Trading volume	6,575,328.00
Number of trades	1
Last size	60,435

Futures and Options






Related Futures	-
Related Options	-

5y



Information about previous performance does not guarantee future performance.
Source: FactSet

Recent research

on sector	on market		
Date	Headline		Download
2024/08/30	 Equity Weekly		
2024/08/26	 Aktienempfehlungen Österreich		
2024/08/13	 Aktienempfehlungen Österreich		
2024/08/12	 Global Equity Ratings		
2024/08/12	 Aktienempfehlungen Global		

Details

2024/08/09 14:52:43

Price

108.80 USD

Difference  -4.24% (-4.82)

General attributes

ISIN	US29355A1079
Symbol	ENPH
Exchange	London Stock Exchange
Currency	USD
Sector	Utilities
Security type	Stock
Market cap (m)	14,812 EUR
Benchmark	S&P 500

Market data

Bid (Bid size)	-
Ask (Ask size)	-
Open	108.80 USD
High	108.80 USD
Low	108.80 USD
Close (prev. day)	113.62 USD
VWAP	108.80 USD
Volume (pcs)	60,435
Trading volume	6,575,328.00
Number of trades	1
Last size	60,435

Performance and Risk

	6m	1y	3y
Perf (%)	-	-	-
Perf (abs.)	-	-	-
Beta	1.35	1.91	1.68
Volatility	2.33	14.25	15.98

5y



Information about previous performance does not guarantee future performance.
Source: FactSet

Price data

Ø price 5 days Ø volume 5 days (pcs.)	- USD (32)
Ø price 30 days Ø volume 30 days (pcs.)	108.80 USD (2,389)
Ø price 100 days Ø volume 100 days (pcs.)	116.10 USD (1,015)
Ø price 250 days Ø volume 250 days (pcs.)	114.45 USD (723)
YTD High date	137.54 USD (2024/02/15)
YTD Low date	104.28 USD (2024/05/02)
52 Weeks High date	137.54 USD (2024/02/15)
52 Weeks Low date	77.49 USD (2023/10/30)

Arbitrage views

Exchange 	Date	Time	Price	Trading volume (mio.)	Number of trades
Xetra	2024/09/02	11:28	107.96 EUR	0.01	6
Vienna Stock Exchange	2024/09/02	17:32	109.20 EUR	0.00	5
Tradegate	2024/09/03	08:00	108.96 EUR	0.00	1
Stuttgart	2024/09/03	08:06	108.42 EUR	0.00	1
Nasdaq	2024/08/09	22:00	121.04 USD	241.44	30,443

	30						
Munich	2024/09/03	08:00	108.46	EUR	0.01		1
London Stock Exchange	2024/08/09	14:52	108.80	USD	6.58		1
Hanover	2024/09/03	08:01	108.44	EUR	0.00		1
Frankfurt	2024/09/03	08:20	108.20	EUR	0.00		2
Duesseldorf	2024/09/03	08:10	108.36	EUR	0.00		1
Berlin	2024/09/03	08:04	108.40	EUR	0.00		1

Company profile

Company Logo



Contact Details

ENPHASE ENERGY INC.

--

47281 Bayside Parkway - 94538-6517
Fremont

Telefon: +1-877-774-7000

Fax: +

E-mail: -

Company Profile

-

Members of Management Board

Steven Gomo Chairman of Board of Directors

Thurman Rodgers Member of Board of Directors

Benjamin Kortlang Member of Board of Directors

Jamie Haenggi Member of Board of Directors

Joseph Malchow Member of Board of Directors

Richard Mora Member of Board of Directors

Badri Kothandaraman Chairman of Managing Board

Dave Ranhoff Member of Executive Committee

Hans Van Antwerpen Member of Executive Committee

Mandy Yang Member of Executive Committee

Raghu Belur Member of Executive Committee

Sunil Thamaran Member of Executive Committee