

## ENPHASE ENERGY INC.

ISIN: **US29355A1079** WKN: **29355A107**

## Overview

2024/07/18 15:30:04

Price  
113.62 USDDifference  -6.01% (-7.27)

## General attributes

ISIN	US29355A1079
Symbol	ENPH
Exchange	London Stock Exchange
Currency	USD
Sector	Utilities
Security type	Stock
Market cap (m)	14,894 EUR
Benchmark	S&P 500

## Market data

Bid (Bid size)	-
Ask (Ask size)	-
Open	113.62 USD
High	113.62 USD
Low	113.62 USD
Close (prev. day)	120.89 USD
VWAP	113.62 USD
Volume (pcs)	107
Trading volume	12,157.34
Number of trades	1
Last size	107

## Futures and Options











Related Futures	-
Related Options	-

5y



Information about previous performance does not guarantee future performance.  
Source: FactSet

## Recent research

on sector	on market		
Date	Headline		Download
2024/07/26	 Equity Weekly		
2024/07/24	 Global Equity Ratings		
2024/07/24	 Aktienempfehlungen Global		
2024/07/15	 Aktienempfehlungen Global		
2024/07/12	 Global Equity Ratings		

## Details

2024/07/18 15:30:04

## Price

113.62 USD

Difference 📉 -6.01% (-7.27)

## General attributes

ISIN	US29355A1079
Symbol	ENPH
Exchange	London Stock Exchange
Currency	USD
Sector	Utilities
Security type	Stock
Market cap (m)	14,894 EUR
Benchmark	S&P 500

## Market data

Bid (Bid size)	-
Ask (Ask size)	-
Open	113.62 USD
High	113.62 USD
Low	113.62 USD
Close (prev. day)	120.89 USD
VWAP	113.62 USD
Volume (pcs)	107
Trading volume	12,157.34
Number of trades	1
Last size	107

## Performance and Risk

	6m	1y	3y
Perf (%)	-	-	-
Perf (abs.)	-	-	-
Beta	1.32	1.90	1.67
Volatility	10.71	14.25	15.98

5y



Information about previous performance does not guarantee future performance.  
Source: FactSet

## Price data

Ø price 5 days   Ø volume 5 days (pcs.)	- USD (1,428)
Ø price 30 days   Ø volume 30 days (pcs.)	117.26 USD (719)
Ø price 100 days   Ø volume 100 days (pcs.)	116.19 USD (477)
Ø price 250 days   Ø volume 250 days (pcs.)	114.80 USD (496)
YTD High   date	137.54 USD (2024/02/15)
YTD Low   date	104.28 USD (2024/05/02)
52 Weeks High   date	171.60 USD (2023/07/27)
52 Weeks Low   date	77.49 USD (2023/10/30)

## All listings for ENPHASE ENERGY INC.

Exchange	Date	Time	Price	Trading volume (mio.)	Number of trades
Xetra	2024/07/26	17:35	110.54 EUR	0.13	45
Vienna Stock Exchange	2024/07/26	17:32	110.68 EUR	0.00	5
Tradegate	2024/07/26	22:26	109.92 EUR	0.43	67
Stuttgart	2024/07/26	19:36	110.94 EUR	0.01	6
Nasdaq	2024/07/26	22:00	119.34 USD	430.38	58,744

	26						
Munich	2024/07/ 26	17:48	112.30	EUR	0.00		2
London Stock Exchange	2024/07/ 18	15:30	113.62	USD	0.01		1
Hanover	2024/07/ 26	08:01	109.02	EUR	0.00		3
Frankfurt	2024/07/ 26	11:47	109.78	EUR	0.03		2
Duesseldorf	2024/07/ 26	19:31	111.10	EUR	0.00		7
Berlin	2024/07/ 26	08:02	109.02	EUR	0.00		3

## Company profile

### Company Logo



### Contact Details

ENPHASE ENERGY INC.

--

47281 Bayside Parkway - 94538-6517  
Fremont

Telefon: +1-877-774-7000

Fax: +

E-mail: -

### Company Profile

-

### Members of Management Board

Steven Gomo      Chairman of Board of Directors

Thurman Rodgers      Member of Board of Directors

Benjamin Kortlang      Member of Board of Directors

Jamie Haenggi      Member of Board of Directors

Joseph Malchow      Member of Board of Directors

Richard Mora      Member of Board of Directors

Badri Kothandaraman      Chairman of Managing Board

Dave Ranhoff      Member of Executive Committee

Hans Van Antwerpen      Member of Executive Committee

Mandy Yang      Member of Executive Committee

Raghu Belur      Member of Executive Committee

Sunil Thamaran      Member of Executive Committee