

ENPHASE ENERGY INC.

ISIN: **US29355A1079** WKN: **29355A107**

Overview

2024/07/18 15:30:04

Price
113.62 USDDifference  -6.01% (-7.27)

General attributes

ISIN	US29355A1079
Symbol	ENPH
Exchange	London Stock Exchange
Currency	USD
Sector	Utilities
Security type	Stock
Market cap (m)	14,894 EUR
Benchmark	S&P 500

Market data

Bid (Bid size)	-
Ask (Ask size)	-
Open	113.62 USD
High	113.62 USD
Low	113.62 USD
Close (prev. day)	120.89 USD
VWAP	113.62 USD
Volume (pcs)	107
Trading volume	12,157.34
Number of trades	1
Last size	107

Futures and Options









Related Futures	-
Related Options	-

5y



Information about previous performance does not guarantee future performance.
Source: FactSet

Recent research

on sector	on market		
Date		Headline	Download
2024/07/26		Equity Weekly	
2024/07/24		Global Equity Ratings	
2024/07/24		Aktienempfehlungen Global	
2024/07/15		Aktienempfehlungen Global	
2024/07/12		Global Equity Ratings	

Details

2024/07/18 15:30:04

Price

113.62 USD

Difference 📉 -6.01% (-7.27)

General attributes

ISIN	US29355A1079
Symbol	ENPH
Exchange	London Stock Exchange
Currency	USD
Sector	Utilities
Security type	Stock
Market cap (m)	14,894 EUR
Benchmark	S&P 500

Market data

Bid (Bid size)	-
Ask (Ask size)	-
Open	113.62 USD
High	113.62 USD
Low	113.62 USD
Close (prev. day)	120.89 USD
VWAP	113.62 USD
Volume (pcs)	107
Trading volume	12,157.34
Number of trades	1
Last size	107

Performance and Risk

	6m	1y	3y
Perf (%)	-	-	-
Perf (abs.)	-	-	-
Beta	1.32	1.90	1.67
Volatility	10.71	14.25	15.98

5y



Information about previous performance does not guarantee future performance.
Source: FactSet

Price data

Ø price 5 days Ø volume 5 days (pcs.)	- USD (1,428)
Ø price 30 days Ø volume 30 days (pcs.)	117.26 USD (719)
Ø price 100 days Ø volume 100 days (pcs.)	116.19 USD (477)
Ø price 250 days Ø volume 250 days (pcs.)	114.80 USD (496)
YTD High date	137.54 USD (2024/02/15)
YTD Low date	104.28 USD (2024/05/02)
52 Weeks High date	171.60 USD (2023/07/27)
52 Weeks Low date	77.49 USD (2023/10/30)

All listings for ENPHASE ENERGY INC.

Exchange	Date	Time	Price	Trading volume (mio.)	Number of trades
Xetra	2024/07/26	17:35	110.54 EUR	0.13	45
Vienna Stock Exchange	2024/07/26	17:32	110.68 EUR	0.00	5
Tradegate	2024/07/26	22:26	109.92 EUR	0.43	67
Stuttgart	2024/07/26	19:36	110.94 EUR	0.01	6
Nasdaq	2024/07/26	22:00	119.34 USD	430.38	58,744

	26						
Munich	2024/07/ 26	17:48	112.30	EUR	0.00		2
London Stock Exchange	2024/07/ 18	15:30	113.62	USD	0.01		1
Hanover	2024/07/ 26	08:01	109.02	EUR	0.00		3
Frankfurt	2024/07/ 26	11:47	109.78	EUR	0.03		2
Duesseldorf	2024/07/ 26	19:31	111.10	EUR	0.00		7
Berlin	2024/07/ 26	08:02	109.02	EUR	0.00		3

Company profile

Company Logo



Contact Details

ENPHASE ENERGY INC.

--

47281 Bayside Parkway - 94538-6517
Fremont

Telefon: +1-877-774-7000

Fax: +

E-mail: -

Company Profile

-

Members of Management Board

Steven Gomo Chairman of Board of Directors

Thurman Rodgers Member of Board of Directors

Benjamin Kortlang Member of Board of Directors

Jamie Haenggi Member of Board of Directors

Joseph Malchow Member of Board of Directors

Richard Mora Member of Board of Directors

Badri Kothandaraman Chairman of Managing Board

Dave Ranhoff Member of Executive Committee

Hans Van Antwerpen Member of Executive Committee

Mandy Yang Member of Executive Committee

Raghu Belur Member of Executive Committee

Sunil Thamaran Member of Executive Committee