

## KINROSS GOLD CORP.

ISIN: CA4969024047 WKN: 496902404

## Overview

2024/09/13 17:30:00

Price

13.4875 CAD

Difference  4.94% (0.64)

## General attributes

ISIN CA4969024047

Symbol KGC

Exchange London Stock Exchange  
European Trade Reporting

Currency CAD

Sector Energy / Commodities

Security type Stock

Market cap (m) 10,917 EUR

Benchmark S&amp;P/TSX 60 INDEX

## Market data

Bid (Bid size) 12.815 CAD (5,000)

Ask (Ask size) 14.16 CAD (5,000)

Open 13.2525 CAD

High 13.4875 CAD

Low 13.2525 CAD

Close (prev. day) 12.8525 CAD

VWAP 11.02 CAD

Volume (pcs) 3,993

Trading volume -

Number of trades 7

Last size -

## Futures and Options

Related Futures -

Related Options -

5y










Information about previous performance does not guarantee future performance.

Source: FactSet

## Recent research

on sector

Date		Headline	Download
2024/09/11		Global Equity Ratings	
2024/09/11		Aktienempfehlungen Global	
2024/09/09		Aktienempfehlungen Österreich	
2024/09/06		Equity Weekly	
2024/09/05		Global Equity Ratings	

## Details

2024/09/13 17:30:00

### Price

13.4875 CAD

 Difference ▲ 4.94% (0.64)

### General attributes

ISIN	CA4969024047
Symbol	KGC
Exchange	London Stock Exchange European Trade Reporting
Currency	CAD
Sector	Energy / Commodities
Security type	Stock
Market cap (m)	10,917 EUR
Benchmark	S&P/TSX 60 INDEX

### Market data

Bid (Bid size)	12.815 CAD (5,000)
Ask (Ask size)	14.16 CAD (5,000)
Open	13.2525 CAD
High	13.4875 CAD
Low	13.2525 CAD
Close (prev. day)	12.8525 CAD
VWAP	11.02 CAD
Volume (pcs)	3,993
Trading volume	-
Number of trades	7
Last size	-

### Performance and Risk

	6m	1y	3y
Perf (%)	+77.12%	+102.44%	+82.29%
Perf (abs.)	+5.87	+6.83	+6.09
Beta	-	-	-
Volatility	37.71	35.70	39.46

5y



Information about previous performance does not guarantee future performance.  
Source: FactSet

### Price data

Ø price 5 days   Ø volume 5 days (pcs.)	12.3715 CAD (0)
Ø price 30 days   Ø volume 30 days (pcs.)	12.0901 CAD (0)
Ø price 100 days   Ø volume 100 days (pcs.)	11.2779 CAD (1)
Ø price 250 days   Ø volume 250 days (pcs.)	9.0063 CAD (159)
YTD High   date	13.4875 CAD (2024/09/13)
YTD Low   date	6.5000 CAD (2024/02/28)
52 Weeks High   date	13.4875 CAD (2024/09/13)
52 Weeks Low   date	5.9575 CAD (2023/10/03)

### All listings for KINROSS GOLD CORP.

Exchange	Date	Time	Price	Trading volume (mio.)	Number of trades
Xetra	2024/09/13	17:35	8.904 EUR	0.02	10
Tradegate	2024/09/13	22:26	8.87 EUR	0.68	94
Toronto Stock Exchange	2024/09/13	21:59	13.36 CAD	42.88	7,208
Stuttgart	2024/09/13	21:31	8.848 EUR	0.03	9

SIX Swiss Exchange	2019/ 12/18	17:35	3.70 CHF	0.00	1
NYSE	2024/ 09/13	22:00	9.84 USD	165.23	33,928
Munich	2024/ 09/13	08:03	8.802 EUR	0.00	1
London Stock Exchange European Trade Reporting	2024/ 09/13	17:30	13.4875 CAD	0.00	7
Hanover	2024/ 09/13	17:25	8.898 EUR	0.00	4
Frankfurt	2024/ 09/13	14:53	8.902 EUR	0.00	2
Duesseldorf	2024/ 09/13	19:31	8.878 EUR	0.00	5
Berlin	2024/ 09/13	12:03	8.756 EUR	0.02	2

## Company profile

### Company Logo



### Contact Details

KINROSS GOLD CORP.

--

25 York Street, Suite 1700 - M5J 2V5  
Toronto

Telefon: +1-416-365-5123

Fax: +1-416-363-6622

E-mail: [info@kinross.com](mailto:info@kinross.com)

### Company Profile

-

#### Members of Management Board

J. Paul Rollinson Chairman of Managing Board

Andrea S. Freeborough Member of Executive Committee

Claude Schimper Member of Executive Committee

Geoffrey P. Gold Member of Executive Committee

Kathleen Grandy Member of Executive Committee

Ned Jalil Member of Executive Committee

#### Board of directors

Catherine McLeod-Seltzer Chairman of Supervisory Board

Ave Lethbridge Member of Supervisory Board

David Scott Member of Supervisory Board

Elizabeth McGregor Member of Supervisory Board

George Paspalas Member of Supervisory Board

Glenn Ives Member of Supervisory Board

Kelly Osborne Member of Supervisory Board

Kerry Dyte Member of Supervisory Board

Michael Lewis Member of Supervisory Board