

BAIDU INC. SPON. ADR

ISIN: **US0567521085** WKN: **056752108**

Overview

2020/04/30 17:35:33

Price
105.00 CHFDifference  0.96% (1.00)

General attributes

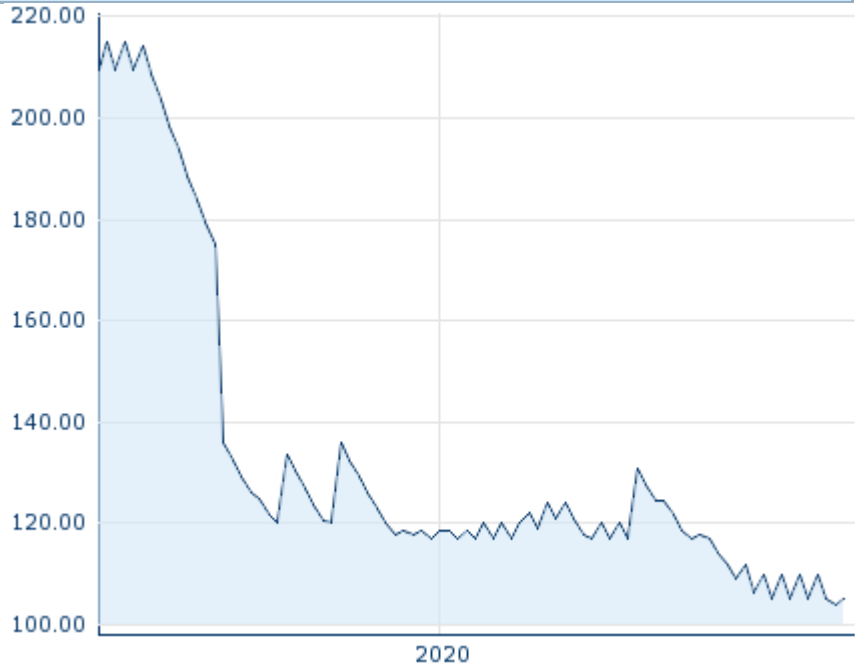
ISIN	US0567521085
Symbol	BIDU
Exchange	SIX Swiss Exchange
Currency	CHF
Sector	IT-Technology
Security type	Stock
Market cap (m)	48,083 EUR
Benchmark	MSCI WORLD INDEX (STRD, UHD)

Market data

Bid (Bid size)	142.00 CHF (500)
Ask (Ask size)	114.00 CHF (250)
Open	105.00 CHF
High	105.00 CHF
Low	105.00 CHF
Close (prev. day)	104.00 CHF
VWAP	140.48 CHF
Volume (pcs)	-
Trading volume	-
Number of trades	1
Last size	-

Futures and Options











Related Futures	-
Related Options	-



5y

Information about previous performance does not guarantee future performance.
Source: FactSet

Recent research

on instrument		on sector	
Date		Headline	Download
2023/06/06		Global Equity Ratings	
2023/06/06		Aktienempfehlungen Global	
2023/06/01		Aktienempfehlungen Global	
2023/06/01		Global Equity Ratings	
2023/05/24		Global Equity Ratings	

Details

2020/04/30 17:35:33

Price

105.00 CHF

Difference ▲ 0.96% (1.00)

General attributes

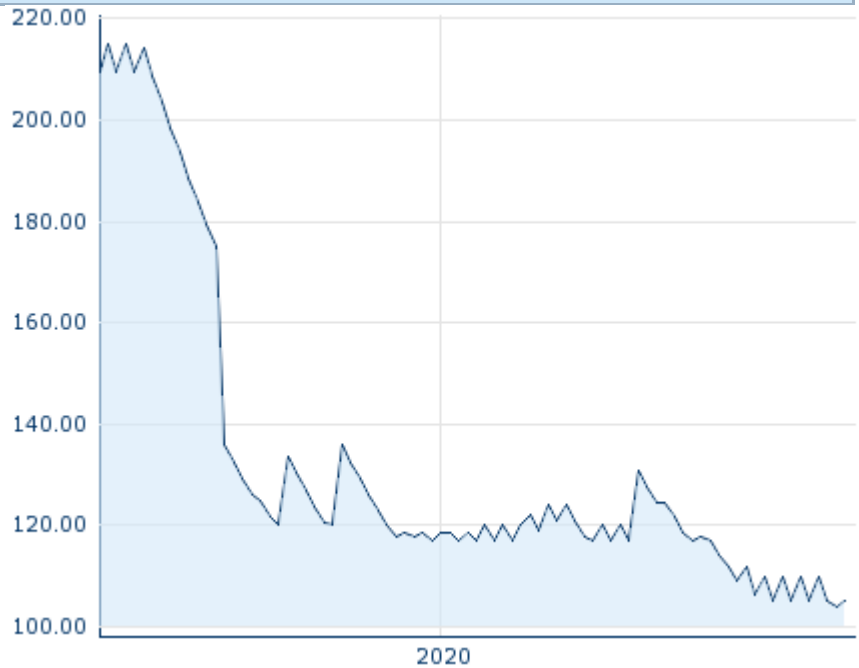
ISIN	US0567521085
Symbol	BIDU
Exchange	SIX Swiss Exchange
Currency	CHF
Sector	IT-Technology
Security type	Stock
Market cap (m)	48,083 EUR
Benchmark	MSCI WORLD INDEX (STRD, UHD)

Market data

Bid (Bid size)	142.00 CHF (500)
Ask (Ask size)	114.00 CHF (250)
Open	105.00 CHF
High	105.00 CHF
Low	105.00 CHF
Close (prev. day)	104.00 CHF
VWAP	140.48 CHF
Volume (pcs)	-
Trading volume	-
Number of trades	1
Last size	-

Performance and Risk

	6m	1y	3y
Perf (%)	-	-	-
Perf (abs.)	-	-	-
Beta	1.33	1.51	1.60
Volatility	-	-	-



5y

Information about previous performance does not guarantee future performance.
Source: FactSet

Price data

Ø price 5 days Ø volume 5 days (pcs.)	- CHF (-)
Ø price 30 days Ø volume 30 days (pcs.)	- CHF (-)
Ø price 100 days Ø volume 100 days (pcs.)	- CHF (-)
Ø price 250 days Ø volume 250 days (pcs.)	- CHF (-)
YTD High date	- CHF (-)
YTD Low date	- CHF (-)
52 Weeks High date	- CHF (-)
52 Weeks Low date	- CHF (-)

All listings for Baidu Inc. SPON. ADR

Exchange	Date	Time	Price	Trading volume (mio.)	Number of trades
Vienna Stock Exchange	2024/07/26	17:32	81.30 EUR	0.00	5
Tradegate	2024/07/26	22:26	82.00 EUR	0.29	53
Stuttgart	2024/07/26	15:44	80.50 EUR	0.14	9
Singapore Exchange	2017/09/11	06:04	175.00 USD	0.00	2
SIX Swiss Exchange	2020/04/30	17:35	105.00 CHF	0.00	1

	30					
Nasdaq	2024/07/26	22:00	88.98 USD	182.72		29,623
Munich	2024/07/26	08:04	81.20 EUR	0.00		1
London Stock Exchange	2024/07/26	17:35	186.00 USD	0.02		9
Hanover	2024/07/26	08:01	80.80 EUR	0.00		3
Hamburg	2024/07/26	08:01	80.90 EUR	0.00		3
Frankfurt	2024/07/26	18:56	82.00 EUR	0.05		5
Duesseldorf	2024/07/26	19:30	81.90 EUR	0.01		7
Berlin	2024/07/26	08:08	80.50 EUR	0.00		3

Company profile

Company Logo



Contact Details

BAIDU INC.

--

Baidu Campus, No. 10 Shangdi, 10th Street
- 100085 Beijing

Telefon: +86-10-5992-8888

Fax: +86-10-5992-0000

E-mail: -

Company Profile

-

Members of Management Board

Yan Hong Li Chairman of Managing Board

Dou Shen Member of Executive Committee

Hai Feng Wang Member of Executive Committee

Rong Luo Member of Executive Committee

Juan Lin Member of Executive Committee

Junjie He Member of Executive Committee

Shan Shan Cui Member of Executive Committee

Tan Su Member of Executive Committee

Wen Ying Lyu Member of Executive Committee

Yang Xiao Member of Executive Committee

Zhenyu Li Member of Executive Committee

Zhi Xiang Liang Member of Executive Committee

Board of directors

Brent Callinicos Member of Supervisory Board

Ji An Ding Member of Supervisory Board

Ji Xun Foo Member of Supervisory Board

Jixun Foo Member of Supervisory Board

Ran Xu Member of Supervisory Board

Yuan Qing Yang Member of Supervisory Board