

SARTORIUS AG VZ

ISIN: DE0007165631 WKN: 716563

Overview

2019/04/05 17:30:46

Price
179.50 CHFDifference  13.68% (21.60)

General attributes

ISIN	DE0007165631
Symbol	SRT3
Exchange	SIX Swiss Exchange
Currency	CHF
Sector	Other
Security type	Stock
Market cap (m)	14,671 EUR
Benchmark	GERMANY DAX

Market data

Bid (Bid size)	230.00 CHF (10)
Ask (Ask size)	202.40 CHF (120)
Open	179.50 CHF
High	179.50 CHF
Low	179.50 CHF
Close (prev. day)	157.90 CHF
VWAP	387.80 CHF
Volume (pcs)	20
Trading volume	3,590.00
Number of trades	3
Last size	-

Futures and Options










Related Futures	39
Related Options	-

5y

Chart
not available

Information about previous performance does not guarantee future performance.
Source: FactSet

Recent research

on sector		on market	
Date		Headline	Download
2024/07/26		Equity Weekly	
2024/07/24		Global Equity Ratings	
2024/07/24		Aktienempfehlungen Global	
2024/07/15		Aktienempfehlungen Global	
2024/07/12		Global Equity Ratings	

Details

2019/04/05 17:30:46

Price

179.50 CHF

Difference  13.68% (21.60)

General attributes

ISIN	DE0007165631
Symbol	SRT3
Exchange	SIX Swiss Exchange
Currency	CHF
Sector	Other
Security type	Stock
Market cap (m)	14,671 EUR
Benchmark	GERMANY DAX

Market data

Bid (Bid size)	230.00 CHF (10)
Ask (Ask size)	202.40 CHF (120)
Open	179.50 CHF
High	179.50 CHF
Low	179.50 CHF
Close (prev. day)	157.90 CHF
VWAP	387.80 CHF
Volume (pcs)	20
Trading volume	3,590.00
Number of trades	3
Last size	-

Performance and Risk

	6m	1y	3y
Perf (%)	-	-	-
Perf (abs.)	-	-	-
Beta	1.50	1.84	1.14
Volatility	-	-	-

5y

Chart
not available

Information about previous performance does not guarantee future performance.
Source: FactSet

Price data

Ø price 5 days Ø volume 5 days (pcs.)	- CHF (-)
Ø price 30 days Ø volume 30 days (pcs.)	- CHF (-)
Ø price 100 days Ø volume 100 days (pcs.)	- CHF (-)
Ø price 250 days Ø volume 250 days (pcs.)	- CHF (-)
YTD High date	- CHF (-)
YTD Low date	- CHF (-)
52 Weeks High date	- CHF (-)
52 Weeks Low date	- CHF (-)

Arbitrage views

Exchange 	Date	Time	Price	Trading volume (mio.)	Number of trades
Xetra	2024/07/26	17:42	243.30 EUR	30.48	4,240
Vienna Stock Exchange	2024/07/26	13:00	231.40 EUR	0.00	3
Tradegate	2024/07/26	22:26	243.80 EUR	3.53	390
Stuttgart	2024/07/26	21:59	242.60 EUR	0.23	171
SIX Swiss Exchange	2019/	17:30	179.50 CHF	0.00	3

	04/05					
Munich	2024/ 07/26	08:04	226.80	EUR	0.00	2
London Stock Exchange European Trade Reporting	2024/ 07/26	17:30	246.05	EUR	0.00	2
Hanover	2024/ 07/26	08:16	226.30	EUR	0.00	3
Hamburg	2024/ 07/26	16:06	245.00	EUR	0.00	3
Frankfurt	2024/ 07/26	18:08	242.20	EUR	0.10	7
FINRA other OTC Issues	2024/ 07/12	21:21	260.00	USD	0.00	2
Euronext Milan MTF Trading After Hours	2024/ 07/26	17:44	244.00	EUR	0.00	1
Euronext Milan MTF Global Equity Market	2024/ 07/26	17:44	244.00	EUR	0.00	1
Duesseldorf	2024/ 07/26	19:32	243.70	EUR	0.00	5
Berlin	2024/ 07/26	09:02	227.80	EUR	0.06	2

Company profile

Company Logo

Contact Details

SARTORIUS AG

--

Otto-Brenner-Strasse 20 - 37079 Goettingen

Telefon: +49-551-308-0

Fax: +49-551-308-3289

E-mail: info@sartorius.com

Company Profile

-

Members of Management Board

Joachim Kreuzburg	Chairman of Managing Board
Alexandra Gatzemeyer	Member of Executive Committee
Florian Funck	Member of Executive Committee
Rene Faber	Member of Executive Committee

Board of directors

Lothar Kappich	Chairman of Supervisory Board
Daniela Favoccia	Member of Supervisory Board
David Ebsworth	Member of Supervisory Board
Klaus Rüdiger Trützschler	Member of Supervisory Board
Annette Becker	Member of Supervisory Board
Dietmar Müller	Member of Supervisory Board
Frank Riemensperger	Member of Supervisory Board
Hermann Jens Ritzau	Member of Supervisory Board
Ilke Panzer	Member of Supervisory Board
Manfred Zaffke	Member of Supervisory Board
Petra Kirchhoff	Member of Supervisory Board
Sabrina Wirth	Member of Supervisory Board