

NORDEX SE

ISIN: DE000A0D6554

WKN: A0D655

Overview

2020/05/05 17:36:37

Price

11.8066 CHF

Difference  -2.03% (-0.24)

General attributes

ISIN	DE000A0D6554
Symbol	NDX1
Exchange	SIX Swiss Exchange
Currency	CHF
Sector	Other
Security type	Stock
Market cap (m)	3,327 EUR
Benchmark	GERMANY DAX

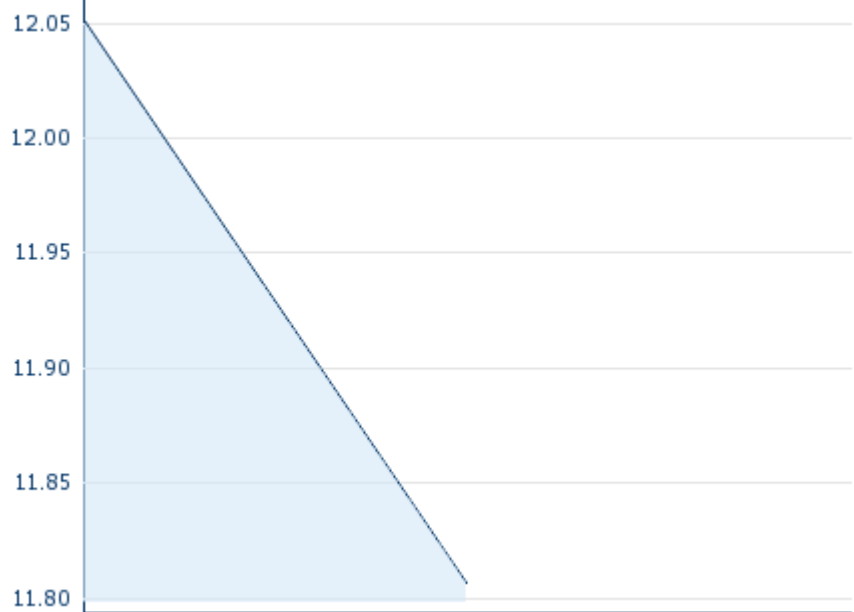
Market data

Bid (Bid size)	14.85 CHF (120)
Ask (Ask size)	11.8066 CHF (40)
Open	11.8066 CHF
High	11.8066 CHF
Low	11.8066 CHF
Close (prev. day)	12.0515 CHF
VWAP	10.695 CHF
Volume (pcs)	-
Trading volume	-
Number of trades	1
Last size	-

Futures and Options











Related Futures	15
Related Options	-

5y



Information about previous performance does not guarantee future performance.
Source: FactSet

Recent research

on sector	on market		
Date	Headline		Download
2024/07/26	 Equity Weekly		
2024/07/24	 Global Equity Ratings		
2024/07/24	 Aktienempfehlungen Global		
2024/07/15	 Aktienempfehlungen Global		
2024/07/12	 Global Equity Ratings		

Details

2020/05/05 17:36:37

Price

11.8066 CHF

Difference  -2.03% (-0.24)

General attributes

ISIN	DE000A0D6554
Symbol	NDX1
Exchange	SIX Swiss Exchange
Currency	CHF
Sector	Other
Security type	Stock
Market cap (m)	3,327 EUR
Benchmark	GERMANY DAX

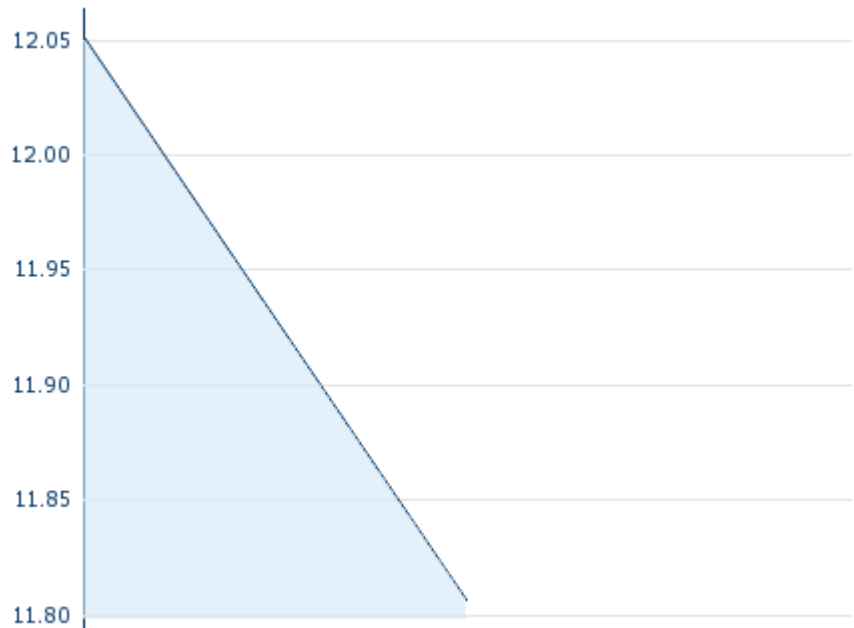
Market data

Bid (Bid size)	14.85 CHF (120)
Ask (Ask size)	11.8066 CHF (40)
Open	11.8066 CHF
High	11.8066 CHF
Low	11.8066 CHF
Close (prev. day)	12.0515 CHF
VWAP	10.695 CHF
Volume (pcs)	-
Trading volume	-
Number of trades	1
Last size	-

Performance and Risk

	6m	1y	3y
Perf (%)	-	-	-
Perf (abs.)	-	-	-
Beta	1.15	1.26	0.92
Volatility	-	-	-

5y



Information about previous performance does not guarantee future performance.
Source: FactSet

Price data

Ø price 5 days Ø volume 5 days (pcs.)	- CHF (80,259)
Ø price 30 days Ø volume 30 days (pcs.)	8.6885 CHF (36,487)
Ø price 100 days Ø volume 100 days (pcs.)	9.5990 CHF (11,045)
Ø price 250 days Ø volume 250 days (pcs.)	9.2994 CHF (6,566)
YTD High date	- CHF (-)
YTD Low date	- CHF (-)
52 Weeks High date	- CHF (-)
52 Weeks Low date	- CHF (-)

Arbitrage views

Exchange 	Date	Time	Price	Trading volume (mio.)	Number of trades
Xetra	2024/07/26	17:35	14.07 EUR	14.84	2,087
Vienna Stock Exchange	2024/07/26	17:32	14.09 EUR	0.00	5
Tradegate	2024/07/26	22:26	14.09 EUR	2.50	423
Stuttgart	2024/07/26	21:45	14.11 EUR	0.17	98

SIX Swiss Exchange	2020/ 05/05	17:36	11.8066 CHF	0.00	1
Munich	2024/ 07/26	08:04	13.65 EUR	0.00	1
London Stock Exchange European Trade Reporting	2024/ 07/26	17:30	14.06 EUR	0.00	1
Hanover	2024/ 07/26	08:16	13.60 EUR	0.00	1
Hamburg	2024/ 07/26	12:49	14.00 EUR	0.00	3
Frankfurt	2024/ 07/26	19:16	14.12 EUR	0.07	18
FINRA other OTC Issues	2024/ 07/11	21:07	14.00 USD	0.00	2
Euronext Milan MTF Trading After Hours	2024/ 07/26	17:44	14.06 EUR	0.00	1
Euronext Milan MTF Global Equity Market	2024/ 07/26	17:44	14.06 EUR	0.00	1
Duesseldorf	2024/ 07/26	19:32	14.07 EUR	0.00	6
Berlin	2024/ 07/26	08:01	13.65 EUR	0.00	1

Company profile

Company Logo



Contact Details

NORDEX SE

--

Langenhorner Chaussee 600 - 22419
Hamburg

Telefon: +49-40-30030-1000

Fax: +

E-mail: info@nordex-online.com

Company Profile

-

Members of Management Board

José Luis Blanco	Chairman of Managing Board
Ilya Hartmann	Member of Executive Committee
Patxi Landa	Member of Executive Committee

Board of directors

Wolfgang H. Ziebart	Chairman of Supervisory Board
Maria Isabel Blanco Alvarez	Member of Supervisory Board
Jan Klatten	Member of Supervisory Board
Juan Antonio Muro-Lara Girod	Member of Supervisory Board
Martin Wolfgang Rey	Member of Supervisory Board
María Cordón Ucar	Member of Supervisory Board