

TAKKT AG

ISIN: DE0007446007

WKN: -

Overview

2019/06/25 17:31:05

Price

13.72 CHF

Difference  -2.00% (-0.28)

General attributes

ISIN	DE0007446007
Symbol	-
Exchange	SIX Swiss Exchange
Currency	CHF
Sector	Commerce
Security type	Stock
Market cap (m)	845 EUR
Benchmark	GERMANY DAX

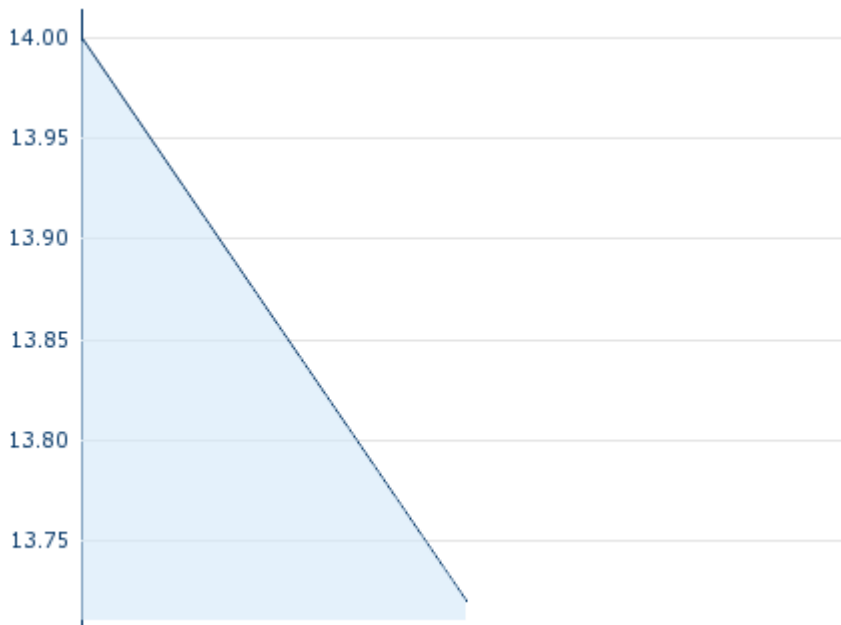
Market data

Bid (Bid size)	14.00 CHF (15)
Ask (Ask size)	14.30 CHF (2,450)
Open	13.72 CHF
High	13.72 CHF
Low	13.72 CHF
Close (prev. day)	14.00 CHF
VWAP	13.72 CHF
Volume (pcs)	550
Trading volume	7,546.00
Number of trades	1
Last size	-

Futures and Options

Related Futures	-
Related Options	-











5y



Information about previous performance does not guarantee future performance.

Source: FactSet

Recent research

on sector		on market	
Date		Headline	Download
2024/04/26		Global Equity Ratings	
2024/04/26		Aktienempfehlungen Global	
2024/04/03		Global Equity Ratings	
2024/04/03		Aktienempfehlungen Global	
2024/03/13		Global Equity Ratings	

Details

2019/06/25 17:31:05

Price

13.72 CHF

Difference  -2.00% (-0.28)

General attributes

ISIN	DE0007446007
Symbol	-
Exchange	SIX Swiss Exchange
Currency	CHF
Sector	Commerce
Security type	Stock
Market cap (m)	845 EUR
Benchmark	GERMANY DAX

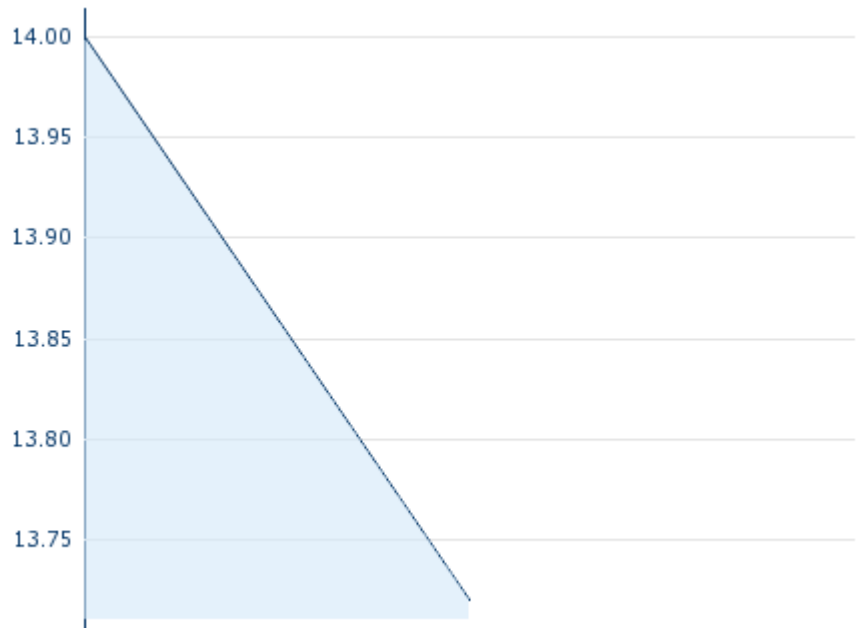
Market data

Bid (Bid size)	14.00 CHF (15)
Ask (Ask size)	14.30 CHF (2,450)
Open	13.72 CHF
High	13.72 CHF
Low	13.72 CHF
Close (prev. day)	14.00 CHF
VWAP	13.72 CHF
Volume (pcs)	550
Trading volume	7,546.00
Number of trades	1
Last size	-

Performance and Risk

	6m	1y	3y
Perf (%)	-	-	-20.65%
Perf (abs.)	-	-	-3.57
Beta	0.55	0.42	0.30
Volatility	106.73	106.73	106.73

5y



Information about previous performance does not guarantee future performance.
Source: FactSet

Price data

Ø price 5 days Ø volume 5 days (pcs.)	15.40 CHF (110)
Ø price 30 days Ø volume 30 days (pcs.)	- CHF (61)
Ø price 100 days Ø volume 100 days (pcs.)	- CHF (61)
Ø price 250 days Ø volume 250 days (pcs.)	- CHF (61)
YTD High date	16.42 CHF (2019/04/16)
YTD Low date	13.72 CHF (2019/06/25)
52 Weeks High date	16.42 CHF (2019/04/16)
52 Weeks Low date	13.72 CHF (2019/06/25)

Arbitrage views

Exchange 	Date	Time	Price	Trading volume (mio.)	Number of trades
Xetra	2024/04/26	17:35	12.86 EUR	0.41	240
Vienna Stock Exchange	2024/04/26	17:32	12.92 EUR	0.00	2
Tradegate	2024/04/29	08:14	13.00 EUR	0.00	2
Stuttgart	2024/04/29	08:45	12.80 EUR	0.00	5
SIX Swiss Exchange	2019/	17:31	13.72 CHF	0.01	1

	06/25						
Munich	2024/ 04/29	08:01	12.76	EUR	0.00		1
London Stock Exchange European Trade Reporting	2024/ 04/26	17:30	12.88	EUR	0.00		2
Hanover	2024/ 04/29	08:16	12.80	EUR	0.00		1
Hamburg	2024/ 04/29	08:16	12.80	EUR	0.00		1
Frankfurt	2024/ 04/29	08:02	12.78	EUR	0.00		1
Duesseldorf	2024/ 04/29	08:10	12.76	EUR	0.00		1
Berlin	2024/ 04/29	08:20	12.92	EUR	0.00		1

Company profile

Company Logo



Contact Details

TAKKT AG

--

Presselstraße 12 - 70191 Stuttgart

Telefon: +49-711-3465-80

Fax: +49-711-3465-8100

E-mail: kontakt@takkt.de

Company Profile

-

Members of Management Board

Maria Zesch Chairman of Managing Board

Lars Bolscho Member of Executive Committee

Board of directors

Thomas Schmidt Chairman of Supervisory Board

Florian Funck Member of Supervisory Board

Johannes Haupt Member of Supervisory Board

Aliz Tepfenhart Member of Supervisory Board

Alyssa McDonald-Bärtl Member of Supervisory Board

Thomas Kniehl Member of Supervisory Board