

## COLOPLAST A/S SER. B

ISIN: DK0060448595 WKN: -

## Overview

2020/04/09 17:36:38

Price  
111.00 CHFDifference  0.91% (1.00)

## General attributes

ISIN	DK0060448595
Symbol	COLO B
Exchange	SIX Swiss Exchange
Currency	CHF
Sector	Chemical / Pharmaceutical / Health
Security type	Stock
Market cap (m)	23,856 EUR
Benchmark	OMX COPENHAGEN 20

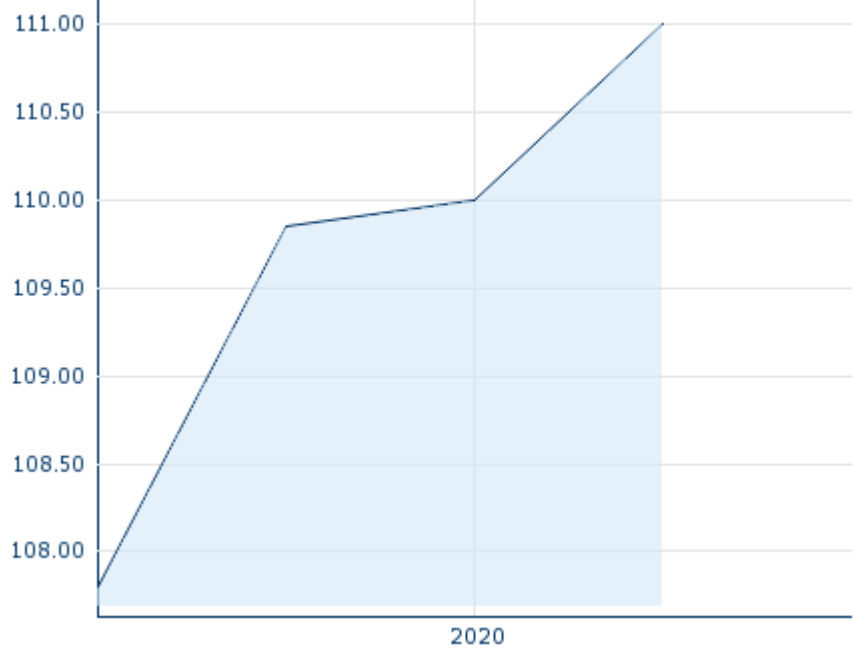
## Market data

Bid (Bid size)	115.00 CHF (5)
Ask (Ask size)	119.50 CHF (170)
Open	111.00 CHF
High	111.00 CHF
Low	111.00 CHF
Close (prev. day)	110.00 CHF
VWAP	97.86 CHF
Volume (pcs)	-
Trading volume	-
Number of trades	1
Last size	-

## Futures and Options











Related Futures	13
Related Options	-

5y



Information about previous performance does not guarantee future performance.  
Source: FactSet

## Recent research

on instrument		on sector	
Date	Headline		Download
2023/10/27	 Global Equity Ratings		
2023/10/27	 Aktienempfehlungen Global		
2023/09/29	 Global Equity Ratings		
2023/09/29	 Aktienempfehlungen Global		
2023/09/08	 Global Equity Ratings		

## Details

2020/04/09 17:36:38

## Price

111.00 CHF

Difference ▲ 0.91% (1.00)

## General attributes

ISIN	DK0060448595
Symbol	COLO B
Exchange	SIX Swiss Exchange
Currency	CHF
Sector	Chemical / Pharmaceutical / Health
Security type	Stock
Market cap (m)	23,856 EUR
Benchmark	OMX COPENHAGEN 20

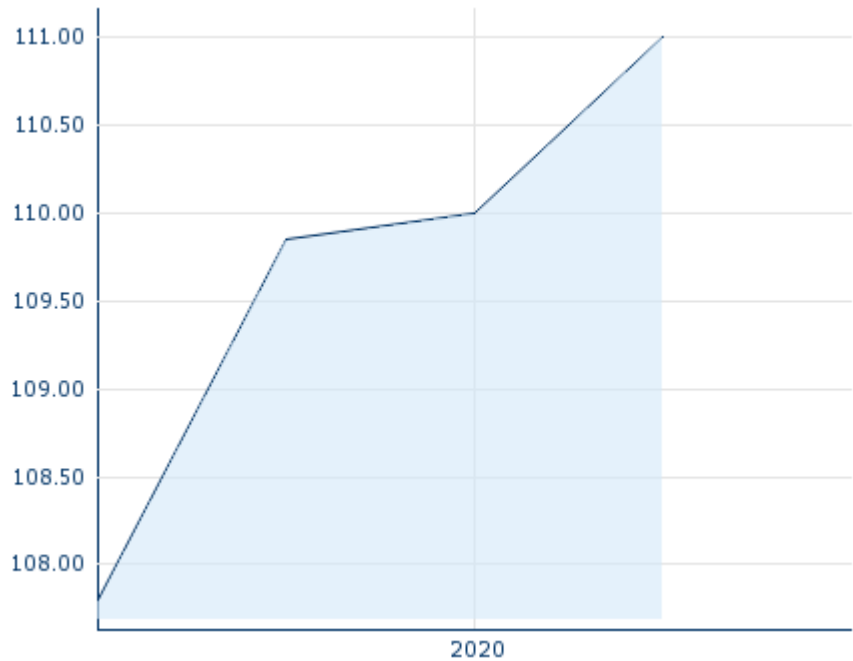
## Market data

Bid (Bid size)	115.00 CHF (5)
Ask (Ask size)	119.50 CHF (170)
Open	111.00 CHF
High	111.00 CHF
Low	111.00 CHF
Close (prev. day)	110.00 CHF
VWAP	97.86 CHF
Volume (pcs)	-
Trading volume	-
Number of trades	1
Last size	-

## Performance and Risk

	6m	1y	3y
Perf (%)	-	-	-
Perf (abs.)	-	-	-
Beta	0.53	0.41	0.66
Volatility	-	-	-

5y



Information about previous performance does not guarantee future performance.  
Source: FactSet

## Price data

Ø price 5 days   Ø volume 5 days (pcs.)	- CHF (-)
Ø price 30 days   Ø volume 30 days (pcs.)	- CHF (15,667)
Ø price 100 days   Ø volume 100 days (pcs.)	- CHF (-)
Ø price 250 days   Ø volume 250 days (pcs.)	- CHF (2,366)
YTD High   date	- CHF (-)
YTD Low   date	- CHF (-)
52 Weeks High   date	- CHF (-)
52 Weeks Low   date	- CHF (-)

## Arbitrage views

Exchange <span>⊕</span>	Date	Time	Price	Trading volume (mio.)	Number of trades
Xetra	2024/04/30	17:35	113.55 EUR	0.02	8
Vienna Stock Exchange	2024/04/30	17:32	113.10 EUR	0.00	2
Tradegate	2024/04/30	17:43	112.75 EUR	0.10	18
Stuttgart	2024/04/30	15:37	113.45 EUR	0.00	5
SIX Swiss Exchange	2020/04/09	17:36	111.00 CHF	0.00	1

	04/09					
Nasdaq Copenhagen	2024/ 04/30	16:59	846.40 DKK	232.56		3,861
Munich	2024/ 04/30	08:03	116.20 EUR	0.00		1
London Stock Exchange European Trade Reporting	2024/ 04/30	16:55	850.50 DKK	0.86		3
Hanover	2024/ 04/30	08:11	115.20 EUR	0.00		1
Frankfurt	2024/ 04/30	14:45	113.65 EUR	0.00		2
FINRA other OTC Issues	2024/ 04/26	18:43	119.50 USD	0.48		4
Duesseldorf	2024/ 04/30	16:30	113.25 EUR	0.00		4
Berlin	2024/ 04/30	17:55	113.05 EUR	0.00		13

## Company profile

### Company Logo



### Contact Details

COLOPLAST A/S

--

Holtedam 1-3 - 3050 Humlebaek

Telefon: +45-49-11-11-11

Fax: +

E-mail: -

### Company Profile

-

#### Members of Management Board

Kristian Villumsen Chairman of Managing Board

Allan Rasmussen Member of Executive Committee

Anders Lonning-Skovgaard Member of Executive Committee

Dorthe Ronnau Member of Executive Committee

Nicolai Buhl Andersen Member of Executive Committee

Paul Marcun Member of Executive Committee

#### Board of directors

Lars Søren Rasmussen Chairman of Supervisory Board

Annette Bröls Member of Supervisory Board

Carsten Hellmann Member of Supervisory Board

Jette Nygaard-Andersen Member of Supervisory Board

Marianne Wiinholt Member of Supervisory Board

Niels Peter Louis-Hansen Member of Supervisory Board

Nikolaj Kyhe Gundersen Member of Supervisory Board

Roland Vendelbo Pedersen Member of Supervisory Board

Thomas Barfod Member of Supervisory Board