

BAYWA AG

ISIN: DE0005194062

WKN: 519406

Overview

2019/03/14 17:35:08

5y

Price

27.70 CHF

Difference  0.91% (0.25)

General attributes

ISIN	DE0005194062
Symbol	BYW6
Exchange	SIX Swiss Exchange
Currency	CHF
Sector	Commerce
Security type	Stock
Market cap (m)	508 EUR
Benchmark	GERMANY DAX

Market data

Bid (Bid size)	27.75 CHF (2,890)
Ask (Ask size)	28.40 CHF (2,820)
Open	27.70 CHF
High	27.70 CHF
Low	27.70 CHF
Close (prev. day)	27.45 CHF
VWAP	25.75 CHF
Volume (pcs)	-
Trading volume	-
Number of trades	1
Last size	-










Futures and Options

Related Futures	-
Related Options	686

Chart
not available

Information about previous performance does not guarantee future performance.
Source: FactSet

Recent research

	on sector	on market	
Date		Headline	Download
2024/08/12		Global Equity Ratings	
2024/08/12		Aktienempfehlungen Global	
2024/07/24		Global Equity Ratings	
2024/07/24		Aktienempfehlungen Global	
2024/07/15		Aktienempfehlungen Global	

Details

2019/03/14 17:35:08

Price
27.70 CHF

Difference ▲ 0.91% (0.25)

General attributes

ISIN	DE0005194062
Symbol	BYW6
Exchange	SIX Swiss Exchange
Currency	CHF
Sector	Commerce
Security type	Stock
Market cap (m)	508 EUR
Benchmark	GERMANY DAX

Market data

Bid (Bid size)	27.75 CHF (2,890)
Ask (Ask size)	28.40 CHF (2,820)
Open	27.70 CHF
High	27.70 CHF
Low	27.70 CHF
Close (prev. day)	27.45 CHF
VWAP	25.75 CHF
Volume (pcs)	-
Trading volume	-
Number of trades	1
Last size	-

Performance and Risk

	6m	1y	3y
Perf (%)	-16.57%	-15.29%	-16.19%
Perf (abs.)	-5.50	-5.00	-5.35
Beta	1.02	1.07	0.65
Volatility	35.49	25.09	18.40

5y

Chart
not available

Information about previous performance does not guarantee future performance.
Source: FactSet

Price data

Ø price 5 days Ø volume 5 days (pcs.)	27.70 CHF (0)
Ø price 30 days Ø volume 30 days (pcs.)	27.23 CHF (0)
Ø price 100 days Ø volume 100 days (pcs.)	26.67 CHF (0)
Ø price 250 days Ø volume 250 days (pcs.)	30.62 CHF (12)
YTD High date	27.70 CHF (2019/03/14)
YTD Low date	23.10 CHF (2019/01/03)
52 Weeks High date	34.20 CHF (2018/04/30)
52 Weeks Low date	23.10 CHF (2018/12/27)

Arbitrage views

Exchange ⊕	Date	Time	Price	Trading volume (mio.)	Number of trades
Xetra	2024/08/21	17:35	13.06 EUR	0.44	161
Vienna Stock Exchange	2024/08/21	17:32	13.08 EUR	0.01	8
Tradegate	2024/08/21	22:26	13.22 EUR	0.35	110
Stuttgart	2024/08/21	21:55	13.12 EUR	0.02	66
SIX Swiss	2019/03/14	17:35	27.70 CHF	0.00	1

Exchange	14					
Munich	2024/08/ 21	08:02	12.88 EUR	0.00		1
London Stock Exchange	2024/08/ 14	17:11	14.3586 EUR	0.09		1
Hanover	2024/08/ 21	08:16	12.62 EUR	0.00		3
Hamburg	2024/08/ 21	08:16	12.62 EUR	0.00		3
Frankfurt	2024/08/ 21	08:20	12.62 EUR	0.00		2
Duesseldorf	2024/08/ 21	19:31	13.04 EUR	0.00		5
Berlin	2024/08/ 21	21:52	13.20 EUR	0.01		17

Company profile

Company Logo



Contact Details

BAYWA AG

--

Arabellastrasse 4 - 81925 München

Telefon: +49-89-9222-0

Fax: +49-89-9212-3887

E-mail: info@baywa.de

Company Profile

-

Members of Management Board

Marcus Pöllinger	Chairman of Managing Board
Andreas Helber	Member of Executive Committee
Marlen Wienert	Member of Executive Committee
Reinhard Wolf	Member of Executive Committee

Board of directors

Gregor Scheller	Chairman of Supervisory Board
Bernhard Loy	Member of Supervisory Board
Ingrid Halbritter	Member of Supervisory Board
Jaana Hampel	Member of Supervisory Board
Joachim Rukwied	Member of Supervisory Board
Jürgen Hahnemann	Member of Supervisory Board
Maria-Magdalena Waschbichler	Member of Supervisory Board
Michael Göschelbauer	Member of Supervisory Board
Michael Höllerer	Member of Supervisory Board
Michael Kuffner	Member of Supervisory Board
Monika Hohlmeier	Member of Supervisory Board
Monique Surges	Member of Supervisory Board
Thomas Gürlebeck	Member of Supervisory Board
Thomas Stuber	Member of Supervisory Board
Wilhelm Josef Oberhofer	Member of Supervisory Board
Wolfgang Altmüller	Member of Supervisory Board