


PUMA SE

ISIN: **DE0006969603** WKN: **696960**

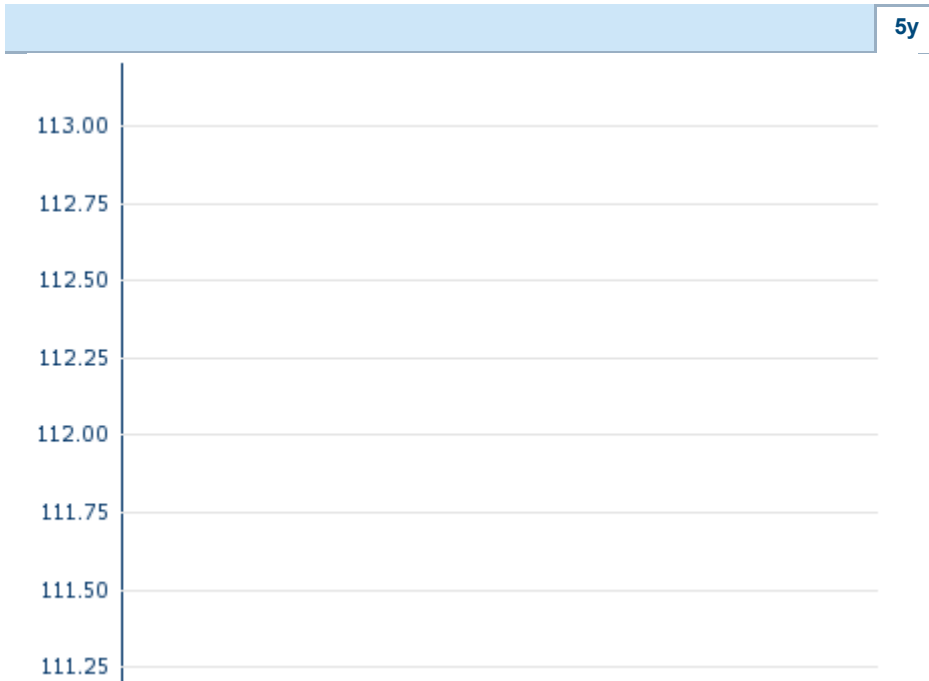
Overview

2023/08/21 17:36:30	
Price	112.20 CHF
Difference	 73.95% (47.70)

General attributes	
ISIN	DE0006969603
Symbol	PUM
Exchange	SIX Swiss Exchange
Currency	CHF
Sector	Consumer Products
Security type	Stock
Market cap (m)	5,875 EUR
Benchmark	GERMANY DAX

Market data	
Bid (Bid size)	99.26 CHF (1)
Ask (Ask size)	112.20 CHF (230)
Open	112.20 CHF
High	112.20 CHF
Low	112.20 CHF
Close (prev. day)	64.50 CHF
VWAP	44.19 CHF
Volume (pcs)	-
Trading volume	-
Number of trades	1
Last size	-

Futures and Options	
Related Futures	35
Related Options	-



Information about previous performance does not guarantee future performance.
Source: FactSet

Recent research

on sector		on market	
Date		Headline	Download
2024/10/14		Aktienempfehlungen Österreich	
2024/10/11		Equity Weekly	
2024/09/27		Global Equity Ratings	
2024/09/27		Aktienempfehlungen Global	
2024/09/23		Aktienempfehlungen Österreich	

5y

Details

2023/08/21 17:36:30

Price

112.20 CHF

Difference ▲ 73.95% (47.70)

General attributes

ISIN	DE0006969603
Symbol	PUM
Exchange	SIX Swiss Exchange
Currency	CHF
Sector	Consumer Products
Security type	Stock
Market cap (m)	5,875 EUR
Benchmark	GERMANY DAX


Market data

Bid (Bid size)	99.26 CHF (1)
Ask (Ask size)	112.20 CHF (230)
Open	112.20 CHF
High	112.20 CHF
Low	112.20 CHF
Close (prev. day)	64.50 CHF
VWAP	44.19 CHF
Volume (pcs)	-
Trading volume	-
Number of trades	1
Last size	-

Performance and Risk

	6m	1y	3y
Perf (%)	-	-	-
Perf (abs.)	-	-	-
Beta	0.92	0.82	1.23
Volatility	-	-	-

5y



Information about previous performance does not guarantee future performance.
Source: FactSet

Price data

Ø price 5 days Ø volume 5 days (pcs.)	- CHF (-)
Ø price 30 days Ø volume 30 days (pcs.)	- CHF (-)
Ø price 100 days Ø volume 100 days (pcs.)	- CHF (-)
Ø price 250 days Ø volume 250 days (pcs.)	112.20 CHF (4,571)
YTD High date	- CHF (-)
YTD Low date	- CHF (-)
52 Weeks High date	112.20 CHF (2023/08/21)
52 Weeks Low date	112.20 CHF (2023/08/21)

Arbitrage views

Exchange ⊕	Date	Time	Price	Trading volume (mio.)	Number of trades
Xetra	2024/10/18	17:38	39.37 EUR	17.66	2,725
Vienna Stock Exchange	2024/10/18	17:32	39.33 EUR	0.01	6
Tradegate	2024/10/18	22:26	39.35 EUR	1.24	235
Stuttgart	2024/10/18	21:55	39.15 EUR	0.10	76
SIX Swiss Exchange	2023/	17:36	112.20 CHF	0.00	1

	08/21					
Munich	2024/ 10/18	08:04	39.17 EUR	0.00		1
London Stock Exchange European Trade Reporting	2024/ 10/18	17:30	39.265 EUR	0.00		2
Hanover	2024/ 10/18	08:16	38.87 EUR	0.00		3
Hamburg	2024/ 10/18	19:35	39.46 EUR	0.01		2
Frankfurt	2024/ 10/18	17:59	38.86 EUR	0.00		1
FINRA other OTC Issues	2024/ 10/16	15:58	42.60 USD	0.00		1
Euronext Milan MTF Trading After Hours	2024/ 10/18	18:57	38.66 EUR	0.00		4
Euronext Milan MTF Global Equity Market	2024/ 10/18	17:44	39.46 EUR	0.01		5
Duesseldorf	2024/ 10/18	19:32	39.19 EUR	0.00		7
Berlin	2024/ 10/18	08:04	38.96 EUR	0.00		2

Company profile

Company Logo



Contact Details

PUMA SE

--

Puma Way 1 - 91074 Herzogenaurach

Telefon: +49-9132-81-0

Fax: +49-9132-81-2246

E-mail: info@puma.com

Company Profile

-

Members of Management Board

Arne Freundt Chairman of Managing Board

Anne-Laure Descours Member of Executive Committee

Maria Valdes Member of Executive Committee

Markus Neubrand Member of Executive Committee

Board of directors

Héloïse Temple-Boyer Chairman of Supervisory Board

Bernd Illig Member of Supervisory Board

Fiona May Oly Member of Supervisory Board

Harsh Saini Member of Supervisory Board

Jean-Marc Duplaix Member of Supervisory Board

Martin Köppel Member of Supervisory Board

Roland Krüger Member of Supervisory Board