

## CHINA MOBILE LTD.

ISIN: **HK0941009539** WKN: -

## Overview

2020/02/10 17:36:57

Price  
8.30 CHFDifference  -2.35% (-0.20)

## General attributes

ISIN	HK0941009539
Symbol	941
Exchange	SIX Swiss Exchange
Currency	CHF
Sector	Telecommunications
Security type	Stock
Market cap (m)	170,439 EUR
Benchmark	HANG SENG INDEX

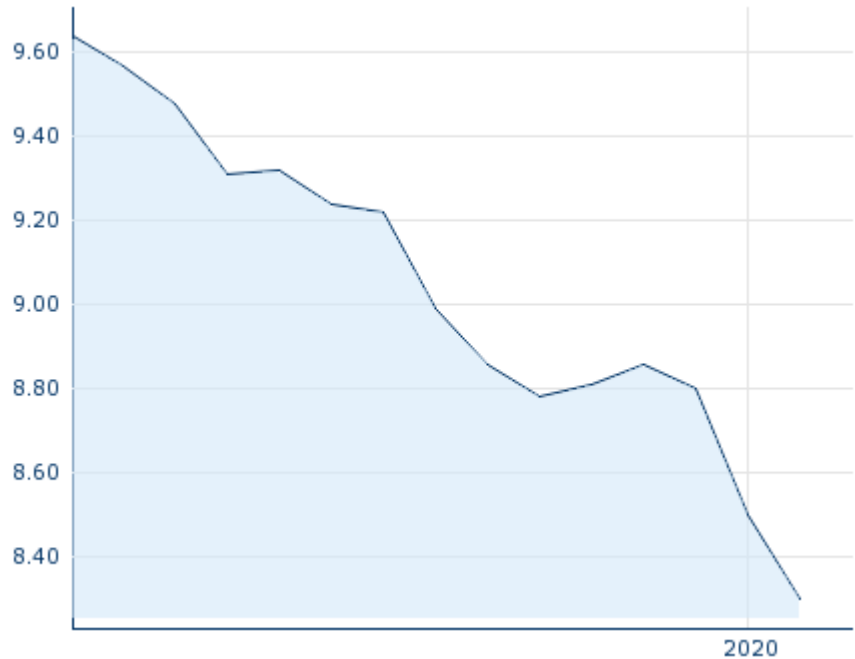
## Market data

Bid (Bid size)	8.86 CHF (200)
Ask (Ask size)	8.00 CHF (35)
Open	8.30 CHF
High	8.30 CHF
Low	8.30 CHF
Close (prev. day)	8.50 CHF
VWAP	6.27 CHF
Volume (pcs)	-
Trading volume	-
Number of trades	1
Last size	-

## Futures and Options

Related Futures	-
Related Options	-

5y












Information about previous performance does not guarantee future performance.  
Source: FactSet

## Recent research

on instrument

on sector

Date	Headline	Download
2022/05/04	 Global Equity Ratings	
2022/05/04	 Aktienempfehlungen Global	
2022/04/27	 Global Equity Ratings	
2022/04/27	 Aktienempfehlungen Global	
2022/04/14	 Global Equity Ratings	

## Details

2020/02/10 17:36:57

## Price

8.30 CHF

Difference ▼ -2.35% (-0.20)

## General attributes

ISIN	HK0941009539
Symbol	941
Exchange	SIX Swiss Exchange
Currency	CHF
Sector	Telecommunications
Security type	Stock
Market cap (m)	170,439 EUR
Benchmark	HANG SENG INDEX

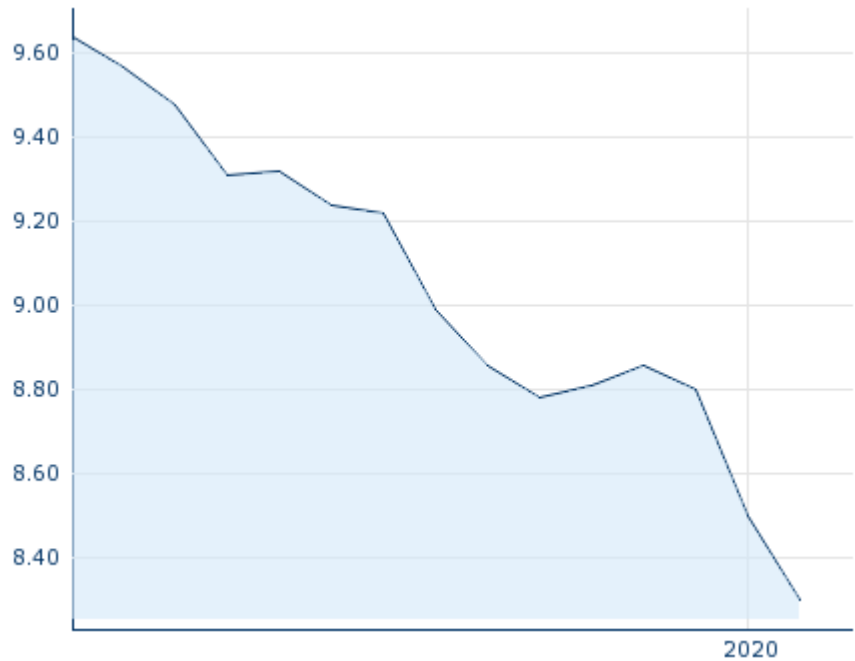
## Market data

Bid (Bid size)	8.86 CHF (200)
Ask (Ask size)	8.00 CHF (35)
Open	8.30 CHF
High	8.30 CHF
Low	8.30 CHF
Close (prev. day)	8.50 CHF
VWAP	6.27 CHF
Volume (pcs)	-
Trading volume	-
Number of trades	1
Last size	-

## Performance and Risk

	6m	1y	3y
Perf (%)	-	-	-
Perf (abs.)	-	-	-
Beta	0.35	0.90	0.42
Volatility	-	-	16.45

5y



Information about previous performance does not guarantee future performance.  
Source: FactSet

## Price data

Ø price 5 days   Ø volume 5 days (pcs.)	- CHF (180,200)
Ø price 30 days   Ø volume 30 days (pcs.)	5.82 CHF (51,516)
Ø price 100 days   Ø volume 100 days (pcs.)	8.99 CHF (15,551)
Ø price 250 days   Ø volume 250 days (pcs.)	9.14 CHF (6,642)
YTD High   date	- CHF (-)
YTD Low   date	- CHF (-)
52 Weeks High   date	- CHF (-)
52 Weeks Low   date	- CHF (-)

## All listings for CHINA MOBILE LTD.

Exchange	Date	Time	Price	Trading volume (mio.)	Number of trades
Stuttgart FXplus	2021/04/30	08:30	5.487 HKD	0.00	2
Stuttgart	2024/05/03	08:10	8.249 EUR	0.00	1
SIX Swiss Exchange	2020/02/10	17:36	8.30 CHF	0.00	1
Munich	2024/05/03	08:03	8.266 EUR	0.00	1
Hong Kong Stock	2024/05/03	09:53	69.50 HKD	-	-

Exchange	03						
Hanover	2024/05/03	08:01	8.252	EUR	0.00		1
Hamburg	2024/05/03	08:00	8.264	EUR	0.00		1
Frankfurt	2024/05/03	09:11	8.319	EUR	0.05		5
Duesseldorf	2024/05/03	09:30	8.26	EUR	0.00		2
Berlin	2024/05/03	09:15	8.289	EUR	0.00		2

## Company profile

### Company Logo



### Contact Details

CHINA MOBILE LTD.

--

60th Floor, The Center, 99 Queen's Road  
Central - - Hong Kong

Telefon: +852-3121-8888

Fax: +852-2511-9092

E-mail: -

### Company Profile

-

#### Members of Management Board

Xin Dong	Chairman of Managing Board
Jie Yang	Member of Executive Committee
Pizheng Li	Member of Executive Committee
Ronghua Li	Member of Executive Committee

#### Board of directors

Jie Yang	Chairman of Supervisory Board
Qiang Yang	Member of Supervisory Board
Ka Sze Lee	Member of Supervisory Board
Kin Wah Yiu	Member of Supervisory Board
May Yee Leung Ko	Member of Supervisory Board
Pizheng Li	Member of Supervisory Board
Rong Hua Li	Member of Supervisory Board