

CHINA MOBILE LTD.

ISIN: **HK0941009539** WKN: -

Overview

2020/02/10 17:36:57

Price
8.30 CHFDifference  -2.35% (-0.20)

General attributes

ISIN	HK0941009539
Symbol	941
Exchange	SIX Swiss Exchange
Currency	CHF
Sector	Telecommunications
Security type	Stock
Market cap (m)	173,240 EUR
Benchmark	HANG SENG INDEX

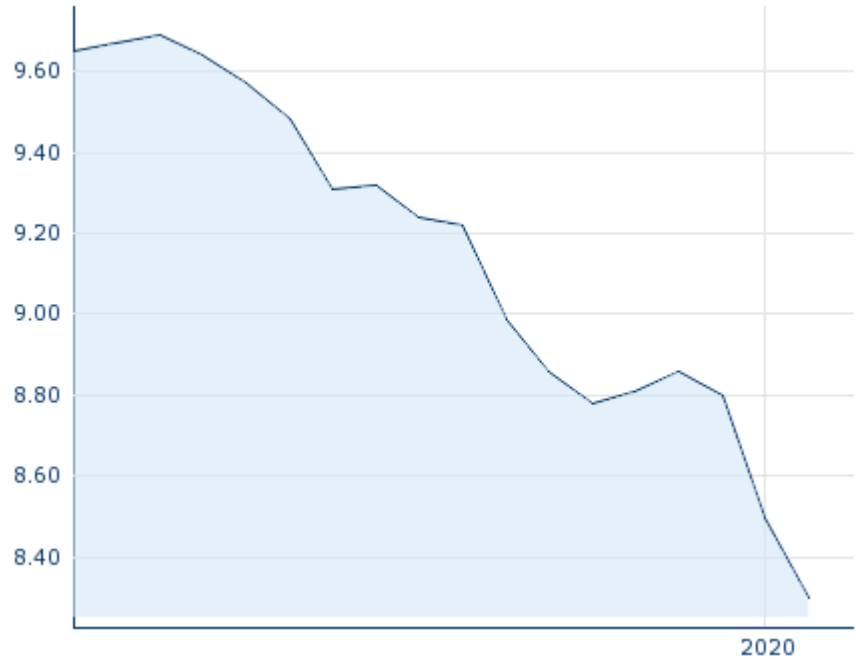
Market data

Bid (Bid size)	8.86 CHF (200)
Ask (Ask size)	8.00 CHF (35)
Open	8.30 CHF
High	8.30 CHF
Low	8.30 CHF
Close (prev. day)	8.50 CHF
VWAP	6.27 CHF
Volume (pcs)	-
Trading volume	-
Number of trades	1
Last size	-

Futures and Options











Related Futures	-
Related Options	-

5y



Information about previous performance does not guarantee future performance.
Source: FactSet

Recent research

on instrument		on sector	
Date		Headline	Download
2022/05/04		Global Equity Ratings	
2022/05/04		Aktienempfehlungen Global	
2022/04/27		Global Equity Ratings	
2022/04/27		Aktienempfehlungen Global	
2022/04/14		Global Equity Ratings	

Details

2020/02/10 17:36:57

Price

8.30 CHF

Difference  -2.35% (-0.20)

General attributes

ISIN	HK0941009539
Symbol	941
Exchange	SIX Swiss Exchange
Currency	CHF
Sector	Telecommunications
Security type	Stock
Market cap (m)	173,240 EUR
Benchmark	HANG SENG INDEX

Market data

Bid (Bid size)	8.86 CHF (200)
Ask (Ask size)	8.00 CHF (35)
Open	8.30 CHF
High	8.30 CHF
Low	8.30 CHF
Close (prev. day)	8.50 CHF
VWAP	6.27 CHF
Volume (pcs)	-
Trading volume	-
Number of trades	1
Last size	-

Performance and Risk

	6m	1y	3y
Perf (%)	-	-	-
Perf (abs.)	-	-	-
Beta	0.35	0.87	0.42
Volatility	-	-	16.45

5y



Information about previous performance does not guarantee future performance.
Source: FactSet

Price data

Ø price 5 days Ø volume 5 days (pcs.)	- CHF (180,200)
Ø price 30 days Ø volume 30 days (pcs.)	5.82 CHF (51,516)
Ø price 100 days Ø volume 100 days (pcs.)	8.99 CHF (15,551)
Ø price 250 days Ø volume 250 days (pcs.)	9.14 CHF (6,642)
YTD High date	- CHF (-)
YTD Low date	- CHF (-)
52 Weeks High date	- CHF (-)
52 Weeks Low date	- CHF (-)

All listings for CHINA MOBILE LTD.

Exchange 	Date	Time	Price	Trading volume (mio.)	Number of trades
Stuttgart FXplus	2021/04/30	08:30	5.487 HKD	0.00	2
Stuttgart	2024/04/25	12:20	8.33 EUR	0.03	2
SIX Swiss Exchange	2020/02/10	17:36	8.30 CHF	0.00	1
Munich	2024/04/25	08:11	8.332 EUR	0.00	1
Hong Kong Stock	2024/04/	10:09	70.80 HKD	-	-

Exchange	25						
Hanover	2024/04/25	08:10	8.335	EUR	0.00		1
Hamburg	2024/04/25	08:00	8.372	EUR	0.00		1
Frankfurt	2024/04/25	17:56	8.268	EUR	0.15		10
Duesseldorf	2024/04/25	19:30	8.286	EUR	0.00		5
Berlin	2024/04/25	18:46	8.318	EUR	0.00		6

Company profile

Company Logo



Contact Details

CHINA MOBILE LTD.

--

60th Floor, The Center, 99 Queen's Road
Central - - Hong Kong

Telefon: +852-3121-8888

Fax: +852-2511-9092

E-mail: -

Company Profile

-

Members of Management Board

Xin Dong	Chairman of Managing Board
Jie Yang	Member of Executive Committee
Pizheng Li	Member of Executive Committee
Ronghua Li	Member of Executive Committee

Board of directors

Jie Yang	Chairman of Supervisory Board
Qiang Yang	Member of Supervisory Board
Ka Sze Lee	Member of Supervisory Board
Kin Wah Yiu	Member of Supervisory Board
May Yee Leung Ko	Member of Supervisory Board
Pizheng Li	Member of Supervisory Board
Rong Hua Li	Member of Supervisory Board