

## TOMTOM NV

ISIN: NL0013332471

WKN: -

## Overview

2020/04/01 05:55:01

## Price

11.10 CHF

Difference  0.05% (0.01)

## General attributes

ISIN	NL0013332471
Symbol	TOM2
Exchange	SIX Swiss Exchange
Currency	CHF
Sector	Software
Security type	Stock
Market cap (m)	555 EUR
Benchmark	AMSTERDAM EXCHANGES INDEX


## Market data

Bid (Bid size)	11.00 CHF (100)
Ask (Ask size)	11.375 CHF (1,410)
Open	11.10 CHF
High	11.10 CHF
Low	11.10 CHF
Close (prev. day)	11.095 CHF
VWAP	8.605 CHF
Volume (pcs)	-
Trading volume	-
Number of trades	1
Last size	-

## Futures and Options

Related Futures	15
Related Options	-



5y



Information about previous performance does not guarantee future performance.

Source: FactSet

## Recent research

on sector		on market	
Date		Headline	Download
2024/09/11		Global Equity Ratings	
2024/09/11		Aktienempfehlungen Global	
2024/09/09		Aktienempfehlungen Österreich	
2024/09/06		Equity Weekly	
2024/09/05		Global Equity Ratings	

## Details

2020/04/01 05:55:01

## Price

11.10 CHF

Difference ▲ 0.05% (0.01)

## General attributes

ISIN	NL0013332471
Symbol	TOM2
Exchange	SIX Swiss Exchange
Currency	CHF
Sector	Software
Security type	Stock
Market cap (m)	555 EUR
Benchmark	AMSTERDAM EXCHANGES INDEX


## Market data

Bid (Bid size)	11.00 CHF (100)
Ask (Ask size)	11.375 CHF (1,410)
Open	11.10 CHF
High	11.10 CHF
Low	11.10 CHF
Close (prev. day)	11.095 CHF
VWAP	8.605 CHF
Volume (pcs)	-
Trading volume	-
Number of trades	1
Last size	-

## Performance and Risk

	6m	1y	3y
Perf (%)	-	-	-
Perf (abs.)	-	-	-
Beta	-	-	-
Volatility	-	-	-

5y



Information about previous performance does not guarantee future performance.  
Source: FactSet

## Price data

Ø price 5 days   Ø volume 5 days (pcs.)	- CHF (-)
Ø price 30 days   Ø volume 30 days (pcs.)	- CHF (-)
Ø price 100 days   Ø volume 100 days (pcs.)	- CHF (-)
Ø price 250 days   Ø volume 250 days (pcs.)	- CHF (-)
YTD High   date	- CHF (-)
YTD Low   date	- CHF (-)
52 Weeks High   date	- CHF (-)
52 Weeks Low   date	- CHF (-)

## Arbitrage views

Exchange <span>⊕</span>	Date	Time	Price	Trading volume (mio.)	Number of trades
Vienna Stock Exchange	2024/09/12	15:30	4.822 EUR	0.00	4
Tradegate	2024/09/12	22:02	4.828 EUR	0.00	1
Stuttgart	2024/09/12	15:26	4.818 EUR	0.00	9
SIX Swiss Exchange	2020/04/01	05:55	11.10 CHF	0.00	1
Munich	2024/09/12	08:18	4.91 EUR	0.00	2

	09/12						
London Stock Exchange European Trade Reporting	2024/ 09/12	17:30	4.839	EUR	0.00		1
Hanover	2024/ 09/12	17:25	4.806	EUR	0.00		4
Hamburg	2024/ 09/12	17:25	4.806	EUR	0.00		4
Frankfurt	2024/ 09/12	09:04	4.87	EUR	0.00		2
FINRA other OTC Issues	2024/ 08/15	15:30	5.25	USD	0.00		1
Euronext Amsterdam	2024/ 09/12	17:35	4.812	EUR	0.48		408
Duesseldorf	2024/ 09/12	08:10	4.896	EUR	0.00		3
Berlin	2024/ 09/12	08:18	4.91	EUR	0.00		3

## Company profile

### Company Logo



### Contact Details

TOMTOM NV

--

De Ruijterkade 154 - 1011 AC Amsterdam

Telefon: +31-20-757-50-00

Fax: +

E-mail: -

### Company Profile

-

#### Members of Management Board

Harold Goddijn Chairman of Managing Board

Alain De Taeye Member of Executive Committee

Taco Titulaer Member of Executive Committee

#### Board of directors

Derk Johan Haank Chairman of Supervisory Board

Gemma Postlethwaite Member of Supervisory Board

Jack P. de Kreij Member of Supervisory Board

Maaïke C. Schipperheijn Member of Supervisory Board

Maril'i't Hooft-Bolle Member of Supervisory Board

Michael Rhodin Member of Supervisory Board