

TOMTOM NV

ISIN: NL0013332471

WKN: -

Overview

2020/04/01 05:55:01

Price

11.10 CHF

Difference  0.05% (0.01)

General attributes

ISIN	NL0013332471
Symbol	TOM2
Exchange	SIX Swiss Exchange
Currency	CHF
Sector	Software
Security type	Stock
Market cap (m)	629 EUR
Benchmark	AMSTERDAM EXCHANGES INDEX


Market data

Bid (Bid size)	11.00 CHF (100)
Ask (Ask size)	11.375 CHF (1,410)
Open	11.10 CHF
High	11.10 CHF
Low	11.10 CHF
Close (prev. day)	11.095 CHF
VWAP	8.605 CHF
Volume (pcs)	-
Trading volume	-
Number of trades	1
Last size	-

Futures and Options







Related Futures	15
Related Options	-

5y



Information about previous performance does not guarantee future performance.
Source: FactSet

Recent research

on sector		on market	
Date	Headline	Download	
2024/07/15	 Aktienempfehlungen Global		
2024/07/12	 Global Equity Ratings		
2024/07/09	 Aktienempfehlungen Österreich		
2024/07/05	 Equity Weekly		
2024/06/24	 Aktienempfehlungen Österreich		

Details

2020/04/01 05:55:01

Price

11.10 CHF

Difference ▲ 0.05% (0.01)

General attributes

ISIN	NL0013332471
Symbol	TOM2
Exchange	SIX Swiss Exchange
Currency	CHF
Sector	Software
Security type	Stock
Market cap (m)	629 EUR
Benchmark	AMSTERDAM EXCHANGES INDEX


Market data

Bid (Bid size)	11.00 CHF (100)
Ask (Ask size)	11.375 CHF (1,410)
Open	11.10 CHF
High	11.10 CHF
Low	11.10 CHF
Close (prev. day)	11.095 CHF
VWAP	8.605 CHF
Volume (pcs)	-
Trading volume	-
Number of trades	1
Last size	-

Performance and Risk

	6m	1y	3y
Perf (%)	-	-	-
Perf (abs.)	-	-	-
Beta	1.67	1.42	1.18
Volatility	-	-	-

5y



Information about previous performance does not guarantee future performance.
Source: FactSet

Price data

Ø price 5 days Ø volume 5 days (pcs.)	- CHF (-)
Ø price 30 days Ø volume 30 days (pcs.)	- CHF (-)
Ø price 100 days Ø volume 100 days (pcs.)	- CHF (-)
Ø price 250 days Ø volume 250 days (pcs.)	- CHF (-)
YTD High date	- CHF (-)
YTD Low date	- CHF (-)
52 Weeks High date	- CHF (-)
52 Weeks Low date	- CHF (-)

All listings for TOMTOM NV

Exchange ⊕	Date	Time	Price	Trading volume (mio.)	Number of trades
Vienna Stock Exchange	2024/07/17	09:05	4.85 EUR	0.00	1
Tradegate	2024/07/17	09:06	4.85 EUR	0.00	5
Stuttgart	2024/07/17	08:03	4.902 EUR	0.00	1
SIX Swiss Exchange	2020/04/01	05:55	11.10 CHF	0.00	1
Munich	2024/08/18	08:18	4.928 EUR	0.00	1

	07/17					
London Stock Exchange European Trade Reporting	2024/ 07/17	08:59	5.00 EUR	0.00		1
Hanover	2024/ 07/17	08:09	4.898 EUR	0.00		1
Hamburg	2024/ 07/17	08:06	4.90 EUR	0.00		1
Frankfurt	2024/ 07/17	09:57	4.858 EUR	0.00		1
FINRA other OTC Issues	2024/ 07/16	15:30	5.50 USD	0.00		1
Euronext Amsterdam	2024/ 07/17	09:58	4.88 EUR	0.70		291
Duesseldorf	2024/ 07/17	08:10	4.884 EUR	0.00		1
Berlin	2024/ 07/17	08:19	4.904 EUR	0.00		1

Company profile

Company Logo



Contact Details

TOMTOM NV

--

De Ruijterkade 154 - 1011 AC Amsterdam

Telefon: +31-20-757-50-00

Fax: +

E-mail: -

Company Profile

-

Members of Management Board

Harold Goddijn Chairman of Managing Board

Alain De Taeye Member of Executive Committee

Taco Titulaer Member of Executive Committee

Board of directors

Derk Johan Haank Chairman of Supervisory Board

Gemma Postlethwaite Member of Supervisory Board

Jack P. de Kreij Member of Supervisory Board

Maaïke C. Schipperheijn Member of Supervisory Board

Maril'i't Hooft-Bolle Member of Supervisory Board

Michael Rhodin Member of Supervisory Board