

ALASKA ENERGY METALS CORP.

ISIN: CA01169F1018 WKN: -

Overview

2024/07/26 15:19:38

Price
0.1875 EURDifference  -6.25% (-0.01)

General attributes

ISIN	CA01169F1018
Symbol	AEMC
Exchange	Frankfurt
Currency	EUR
Sector	Energy / Commodities
Security type	Stock
Market cap (m)	17 EUR
Benchmark	S&P/TSX 60 INDEX

Market data

Bid (Bid size)	-
Ask (Ask size)	-
Open	0.1735 EUR
High	0.1885 EUR
Low	0.1735 EUR
Close (prev. day)	0.20 EUR
VWAP	0.18337 EUR
Volume (pcs)	25,559
Trading volume	4,686.78
Number of trades	5
Last size	4,500

Futures and Options








Related Futures	-
Related Options	-

5y



Information about previous performance does not guarantee future performance.
Source: FactSet

Recent research

on sector	Date	Headline	Download
	2024/07/26	 Equity Weekly	
	2024/07/24	 Global Equity Ratings	
	2024/07/24	 Aktienempfehlungen Global	
	2024/07/15	 Aktienempfehlungen Global	
	2024/07/12	 Equity Weekly	

Details

2024/07/26 15:19:38

Price

0.1875 EUR

Difference 📉 -6.25% (-0.01)

General attributes

ISIN	CA01169F1018
Symbol	AEMC
Exchange	Frankfurt
Currency	EUR
Sector	Energy / Commodities
Security type	Stock
Market cap (m)	17 EUR
Benchmark	S&P/TSX 60 INDEX

Market data

Bid (Bid size)	-
Ask (Ask size)	-
Open	0.1735 EUR
High	0.1885 EUR
Low	0.1735 EUR
Close (prev. day)	0.20 EUR
VWAP	0.18337 EUR
Volume (pcs)	25,559
Trading volume	4,686.78
Number of trades	5
Last size	4,500

Performance and Risk

	6m	1y	3y
Perf (%)	-25.00%	-39.32%	-57.39%
Perf (abs.)	-0.06	-0.12	-0.25
Beta	1.46	0.24	0.44
Volatility	165.29	139.79	351.51

5y



Information about previous performance does not guarantee future performance.
Source: FactSet

Price data

Ø price 5 days Ø volume 5 days (pcs.)	0.1883 EUR (44,036)
Ø price 30 days Ø volume 30 days (pcs.)	0.1102 EUR (9,716)
Ø price 100 days Ø volume 100 days (pcs.)	0.1373 EUR (8,325)
Ø price 250 days Ø volume 250 days (pcs.)	0.2290 EUR (9,839)
YTD High date	0.3380 EUR (2024/02/26)
YTD Low date	0.0910 EUR (2024/06/19)
52 Weeks High date	0.4670 EUR (2023/10/31)
52 Weeks Low date	0.0910 EUR (2024/06/19)

All listings for ALASKA ENERGY METALS CORP.

Exchange 📍	Date	Time	Price	Trading volume (mio.)	Number of trades
Tradegate	2024/07/26	22:26	0.185 EUR	0.01	12
TSX Venture Exchange	2024/07/26	21:44	0.28 CAD	0.39	364
Stuttgart	2024/07/26	17:52	0.1835 EUR	0.01	11
Munich	2024/07/26	08:02	0.1735 EUR	0.00	2
London Stock	2024/07/26	15:56	0.21 CAD	0.01	2

Exchange	22					
Frankfurt	2024/07/26	15:19	0.1875	EUR	0.00	5
FINRA other OTC Issues	2024/07/26	21:59	0.2022	USD	0.49	789
Berlin	2024/07/26	20:22	0.18	EUR	0.00	13

Company profile

Company Logo



Company Profile

-

Contact Details

ALASKA ENERGY METALS

--

Burrard St., Suite 1000 355 V6C 2G8
Vancouver

Telefon: +1 604-638-3164

Fax: -

E-mail: info@alaskaenergymetals.com