

# ALKANE RESOURCES LTD.

ISIN: **AU000000ALK9** WKN: **ALK**

## Overview

2024/05/10 08:00:34

**Price**  
0.34 EUR

**Difference**  4.94% (0.02)

### General attributes

ISIN	AU000000ALK9
Symbol	ALK
Exchange	Hamburg
Currency	EUR
Sector	Energy / Commodities
Security type	Stock
Market cap (m)	222 EUR
Benchmark	ASX ALL ORDINARIES INDEX

### Market data

Bid (Bid size)	-
Ask (Ask size)	-
Open	0.34 EUR
High	0.34 EUR
Low	0.34 EUR
Close (prev. day)	0.324 EUR
VWAP	-
Volume (pcs)	0
Trading volume	0.00
Number of trades	3
Last size	0

### Futures and Options






Related Futures	-
Related Options	-

5y



Information about previous performance does not guarantee future performance.  
**Source:** FactSet

### Recent research

on sector			
Date		Headline	Download
2024/05/03		Equity Weekly	
2024/04/29		Aktienempfehlungen Österreich	
2024/04/26		Equity Weekly	
2024/04/26		Global Equity Ratings	
2024/04/26		Aktienempfehlungen Global	

# Details

2024/05/10 08:00:34

**Price**  
0.34 EUR

**Difference** ▲ 4.94% (0.02)

## General attributes

ISIN	AU000000ALK9
Symbol	ALK
Exchange	Hamburg
Currency	EUR
Sector	Energy / Commodities
Security type	Stock
Market cap (m)	222 EUR
Benchmark	ASX ALL ORDINARIES INDEX

## Market data

Bid (Bid size)	-
Ask (Ask size)	-
Open	0.34 EUR
High	0.34 EUR
Low	0.34 EUR
Close (prev. day)	0.324 EUR
VWAP	-
Volume (pcs)	0
Trading volume	0.00
Number of trades	3
Last size	0

## Performance and Risk

	6m	1y	3y
Perf (%)	-1.73%	-36.45%	-39.66%
Perf (abs.)	-0.01	-0.20	-0.22
Beta	1.08	1.21	1.10
Volatility	57.61	50.74	55.92

5y



Information about previous performance does not guarantee future performance.  
Source: FactSet

## Price data

Ø price 5 days   Ø volume 5 days (pcs.)	0.33 EUR (0)
Ø price 30 days   Ø volume 30 days (pcs.)	0.36 EUR (0)
Ø price 100 days   Ø volume 100 days (pcs.)	0.34 EUR (0)
Ø price 250 days   Ø volume 250 days (pcs.)	0.37 EUR (26)
YTD High   date	0.40 EUR (2024/04/12)
YTD Low   date	0.27 EUR (2024/02/29)
52 Weeks High   date	0.53 EUR (2023/05/11)
52 Weeks Low   date	0.27 EUR (2024/02/29)

## Arbitrage views

Exchange <span>⊕</span>	Date	Time	Price	Trading volume (mio.)	Number of trades
Tradegate	2024/05/10	22:02	0.368 EUR	0.00	1
Stuttgart	2024/05/10	11:05	0.35 EUR	0.00	4
Munich	2024/05/10	08:00	0.34 EUR	0.00	2
Hamburg	2024/05/10	08:00	0.34 EUR	0.00	3
Frankfurt	2024/05/10	08:10	0.34 EUR	0.00	2

	05/10					
FINRA other OTC Issues	2024/05/10	19:01	0.415 USD	0.00		1
Duesseldorf	2024/05/10	19:30	0.346 EUR	0.00		5
Berlin	2022/05/26	08:03	0.6735 EUR	0.00		1
Australian Securities Exchange	2024/05/10	08:10	0.60 AUD	0.62		527

## Company profile

### Company Logo



### Company Profile

-

### Contact Details

ALKANE RESOURCES

--

----

Telefon: -

Fax: -

E-mail: -