

88 ENERGY LIMITED

ISIN: AU00000088E2 WKN: BW9NZW0

Overview

2024/06/21 08:01:05

Price
0.0012 EURDifference  0.00% (0.00)

General attributes

ISIN	AU00000088E2
Symbol	88E
Exchange	Hamburg
Currency	EUR
Sector	Energy / Commodities
Security type	Stock
Market cap (m)	38 EUR
Benchmark	ASX ALL ORDINARIES INDEX

Market data

Bid (Bid size)	-
Ask (Ask size)	-
Open	0.0012 EUR
High	0.0012 EUR
Low	0.0012 EUR
Close (prev. day)	0.0012 EUR
VWAP	-
Volume (pcs)	0
Trading volume	0.00
Number of trades	1
Last size	0

Futures and Options










Related Futures	-
Related Options	-

5y



Information about previous performance does not guarantee future performance.
Source: FactSet

Recent research

on sector			
Date		Headline	Download
2024/06/21		Global Equity Ratings	
2024/06/21		Aktienempfehlungen Global	
2024/06/14		Equity Weekly	
2024/06/14		Global Equity Ratings	
2024/06/14		Aktienempfehlungen Global	

Details

2024/06/21 08:01:05

Price
0.0012 EUR

Difference  0.00% (0.00)

General attributes

ISIN	AU00000088E2
Symbol	88E
Exchange	Hamburg
Currency	EUR
Sector	Energy / Commodities
Security type	Stock
Market cap (m)	38 EUR
Benchmark	ASX ALL ORDINARIES INDEX

Market data

Bid (Bid size)	-
Ask (Ask size)	-
Open	0.0012 EUR
High	0.0012 EUR
Low	0.0012 EUR
Close (prev. day)	0.0012 EUR
VWAP	-
Volume (pcs)	0
Trading volume	0.00
Number of trades	1
Last size	0

Performance and Risk

	6m	1y	3y
Perf (%)	-60.00%	-70.35%	-93.46%
Perf (abs.)	+0.00	+0.00	-0.02
Beta	-0.01	-0.14	0.34
Volatility	116.63	104.87	113.40

5y



Information about previous performance does not guarantee future performance.
Source: FactSet

Price data

Ø price 5 days Ø volume 5 days (pcs.)	0.0011 EUR (0)
Ø price 30 days Ø volume 30 days (pcs.)	0.0015 EUR (6,667)
Ø price 100 days Ø volume 100 days (pcs.)	0.0025 EUR (8,531)
Ø price 250 days Ø volume 250 days (pcs.)	0.0031 EUR (7,544)
YTD High date	0.0041 EUR (2024/04/03)
YTD Low date	0.0011 EUR (2024/06/13)
52 Weeks High date	0.0047 EUR (2023/07/17)
52 Weeks Low date	0.0011 EUR (2024/06/13)

All listings for 88 ENERGY LIMITED

Exchange 	Date	Time	Price	Trading volume (mio.)	Number of trades
Tradegate	2024/06/21	22:26	0.0014 EUR	0.00	6
Stuttgart	2024/06/21	08:17	0.0012 EUR	0.00	1
Munich	2024/06/21	08:09	0.0013 EUR	0.00	1
London Stock Exchange	2024/06/21	17:35	0.11 GBp	5.13	43
Hamburg	2024/	08:01	0.0012 EUR	0.00	1

	06/21					
Frankfurt	2024/ 06/11	10:04	0.0014	EUR	0.00	2
FINRA other OTC Issues	2024/ 06/21	21:20	0.0014	USD	0.01	34
Duesseldorf	2024/ 06/21	08:28	0.0011	EUR	0.00	1
Berlin	2024/ 06/21	21:46	0.0018	EUR	0.00	11
Australian Securities Exchange	2024/ 06/21	08:10	0.002	AUD	0.04	47

Company profile

Company Logo



Company Profile

-

Contact Details

88 ENERGY LTD

--

Telefon: -

Fax: -

E-mail: -