

## NORDEX SE

ISIN: DE000A0D6554

WKN: A0D655

## Overview

2024/07/26 08:01:19

Price  
13.65 EURDifference  -0.44% (-0.06)

## General attributes

ISIN	DE000A0D6554
Symbol	NDX1
Exchange	Berlin
Currency	EUR
Sector	Other
Security type	Stock
Market cap (m)	3,327 EUR
Benchmark	GERMANY DAX

## Market data

Bid (Bid size)	-
Ask (Ask size)	-
Open	13.65 EUR
High	13.65 EUR
Low	13.65 EUR
Close (prev. day)	13.71 EUR
VWAP	-
Volume (pcs)	10
Trading volume	136.50
Number of trades	1
Last size	10

## Futures and Options










Related Futures	15
Related Options	-

5y



Information about previous performance does not guarantee future performance.  
Source: FactSet

## Recent research

on sector		on market	
Date		Headline	Download
2024/07/26		Equity Weekly	
2024/07/24		Global Equity Ratings	
2024/07/24		Aktienempfehlungen Global	
2024/07/15		Aktienempfehlungen Global	
2024/07/12		Global Equity Ratings	

## Details

2024/07/26 08:01:19

## Price

13.65 EUR

Difference ▼ -0.44% (-0.06)

## General attributes

ISIN	DE000A0D6554
Symbol	NDX1
Exchange	Berlin
Currency	EUR
Sector	Other
Security type	Stock
Market cap (m)	3,327 EUR
Benchmark	GERMANY DAX

## Market data

Bid (Bid size)	-
Ask (Ask size)	-
Open	13.65 EUR
High	13.65 EUR
Low	13.65 EUR
Close (prev. day)	13.71 EUR
VWAP	-
Volume (pcs)	10
Trading volume	136.50
Number of trades	1
Last size	10

## Performance and Risk

	6m	1y	3y
Perf (%)	+46.30%	+5.36%	-8.96%
Perf (abs.)	+4.32	+0.70	-1.34
Beta	1.15	1.26	0.92
Volatility	42.31	42.66	50.67

5y



Information about previous performance does not guarantee future performance.  
Source: FactSet

## Price data

Ø price 5 days   Ø volume 5 days (pcs.)	13.59 EUR (246)
Ø price 30 days   Ø volume 30 days (pcs.)	12.68 EUR (239)
Ø price 100 days   Ø volume 100 days (pcs.)	12.95 EUR (148)
Ø price 250 days   Ø volume 250 days (pcs.)	11.45 EUR (157)
YTD High   date	15.37 EUR (2024/05/16)
YTD Low   date	8.95 EUR (2024/01/22)
52 Weeks High   date	15.37 EUR (2024/05/16)
52 Weeks Low   date	8.95 EUR (2024/01/22)

## Arbitrage views

Exchange <span>⊕</span>	Date	Time	Price	Trading volume (mio.)	Number of trades
Xetra	2024/07/26	17:35	14.07 EUR	14.84	2,087
Vienna Stock Exchange	2024/07/26	17:32	14.09 EUR	0.00	5
Tradegate	2024/07/26	22:26	14.09 EUR	2.50	423
Stuttgart	2024/07/26	21:45	14.11 EUR	0.17	98

SIX Swiss Exchange	2020/ 05/05	17:36	11.8066 CHF	0.00	1
Munich	2024/ 07/26	08:04	13.65 EUR	0.00	1
London Stock Exchange European Trade Reporting	2024/ 07/26	17:30	14.06 EUR	0.00	1
Hanover	2024/ 07/26	08:16	13.60 EUR	0.00	1
Hamburg	2024/ 07/26	12:49	14.00 EUR	0.00	3
Frankfurt	2024/ 07/26	19:16	14.12 EUR	0.07	18
FINRA other OTC Issues	2024/ 07/11	21:07	14.00 USD	0.00	2
Euronext Milan MTF Trading After Hours	2024/ 07/26	17:44	14.06 EUR	0.00	1
Euronext Milan MTF Global Equity Market	2024/ 07/26	17:44	14.06 EUR	0.00	1
Duesseldorf	2024/ 07/26	19:32	14.07 EUR	0.00	6
Berlin	2024/ 07/26	08:01	13.65 EUR	0.00	1

## Company profile

### Company Logo



### Contact Details

NORDEX SE

--

Langenhorner Chaussee 600 - 22419  
Hamburg

Telefon: +49-40-30030-1000

Fax: +

E-mail: [info@nordex-online.com](mailto:info@nordex-online.com)

### Company Profile

-

#### Members of Management Board

José Luis Blanco	Chairman of Managing Board
Ilya Hartmann	Member of Executive Committee
Patxi Landa	Member of Executive Committee

#### Board of directors

Wolfgang H. Ziebart	Chairman of Supervisory Board
Maria Isabel Blanco Alvarez	Member of Supervisory Board
Jan Klatten	Member of Supervisory Board
Juan Antonio Muro-Lara Girod	Member of Supervisory Board
Martin Wolfgang Rey	Member of Supervisory Board
María Cordón Ucar	Member of Supervisory Board