

TOMTOM NV

ISIN: NL0013332471

WKN: -

Overview

2024/04/15 15:40:57

Price
7.8865 USDDifference  0.08% (0.01)

General attributes

ISIN	NL0013332471
Symbol	TOM2
Exchange	FINRA other OTC Issues
Currency	USD
Sector	Software
Security type	Stock
Market cap (m)	712 EUR
Benchmark	AMSTERDAM EXCHANGES INDEX

Market data

Bid (Bid size)	-
Ask (Ask size)	-
Open	7.8865 USD
High	7.8865 USD
Low	7.8865 USD
Close (prev. day)	7.88 USD
VWAP	7.8865 USD
Volume (pcs)	100
Trading volume	788.65
Number of trades	1
Last size	100

Futures and Options






Related Futures	15
Related Options	-



5y

Information about previous performance does not guarantee future performance.
Source: FactSet

Recent research

on sector		on market	
Date		Headline	Download
2024/05/13		Aktienempfehlungen Österreich	
2024/05/03		Equity Weekly	
2024/04/29		Aktienempfehlungen Österreich	
2024/04/26		Equity Weekly	
2024/04/26		Global Equity Ratings	

Details

2024/04/15 15:40:57

Price
7.8865 USD

Difference ▲ 0.08% (0.01)

General attributes

ISIN	NL0013332471
Symbol	TOM2
Exchange	FINRA other OTC Issues
Currency	USD
Sector	Software
Security type	Stock
Market cap (m)	712 EUR
Benchmark	AMSTERDAM EXCHANGES INDEX

Market data

Bid (Bid size)	-
Ask (Ask size)	-
Open	7.8865 USD
High	7.8865 USD
Low	7.8865 USD
Close (prev. day)	7.88 USD
VWAP	7.8865 USD
Volume (pcs)	100
Trading volume	788.65
Number of trades	1
Last size	100

Performance and Risk

	6m	1y	3y
Perf (%)	-	+2.01%	-
Perf (abs.)	-	+0.16	-
Beta	1.55	1.28	1.16
Volatility	19.17	24.57	65.81

5y



Information about previous performance does not guarantee future performance.
Source: FactSet

Price data

Ø price 5 days Ø volume 5 days (pcs.)	- USD (-)
Ø price 30 days Ø volume 30 days (pcs.)	7.8400 USD (57)
Ø price 100 days Ø volume 100 days (pcs.)	7.6166 USD (19)
Ø price 250 days Ø volume 250 days (pcs.)	7.6501 USD (16)
YTD High date	7.9850 USD (2024/03/21)
YTD Low date	7.6800 USD (2024/03/08)
52 Weeks High date	8.3700 USD (2023/05/12)
52 Weeks Low date	5.4800 USD (2023/10/26)

All listings for TOMTOM NV

Exchange	Date	Time	Price	Trading volume (mio.)	Number of trades
Vienna Stock Exchange	2024/05/13	09:05	5.575 EUR	0.00	3
Tradegate	2024/05/13	22:26	5.58 EUR	0.01	5
Stuttgart	2024/05/13	15:33	5.46 EUR	0.00	9
SIX Swiss Exchange	2020/04/01	05:55	11.10 CHF	0.00	1
Munich	2024/05/13	08:15	5.575 EUR	0.00	2

	05/13					
London Stock Exchange European Trade Reporting	2024/ 05/13	17:30	5.54 EUR	0.00		2
Hanover	2024/ 05/13	08:01	5.545 EUR	0.00		3
Hamburg	2024/ 05/13	08:01	5.545 EUR	0.00		3
Frankfurt	2024/ 05/13	09:18	5.505 EUR	0.00		2
FINRA other OTC Issues	2024/ 04/15	15:40	7.8865 USD	0.00		1
Euronext Amsterdam	2024/ 05/13	17:35	5.58 EUR	1.29		477
Duesseldorf	2024/ 05/13	08:10	5.53 EUR	0.00		3
Berlin	2024/ 05/13	08:16	5.545 EUR	0.00		2

Company profile

Company Logo



Contact Details

TOMTOM NV

--

De Ruijterkade 154 - 1011 AC Amsterdam

Telefon: +31-20-757-50-00

Fax: +

E-mail: -

Company Profile

-

Members of Management Board

Harold Goddijn Chairman of Managing Board

Alain De Taeye Member of Executive Committee

Taco Titulaer Member of Executive Committee

Board of directors

Derk Johan Haank Chairman of Supervisory Board

Gemma Postlethwaite Member of Supervisory Board

Jack P. de Kreij Member of Supervisory Board

Maaïke C. Schipperheijn Member of Supervisory Board

Maril'i't Hooft-Bolle Member of Supervisory Board

Michael Rhodin Member of Supervisory Board