

BELGIUM BAS MID CAP(TR)

ISIN: **BE0389561094** WKN: -

Overview

2024/05/06 09:16:00

Price

11,088.06 EURDifference  0.18% (20.13)

General attributes

ISIN	BE0389561094
Symbol	-
Country	Belgium
Instruments in index	28
Type of index	Performance Index
Security type	Index

Top 5

Name	Price	+ - (%)	Trend
APERAM S.A...	26.44	+1.77	
DECEUNINCK...	2.45	+1.24	
ECONOCOM G...	2.24	+0.90	
BARCO N.V.	13.13	+0.84	
BPOST S.A.	3.49	+0.72	

Intraday **1w** 1m 6m 1y 3y

Flo 5

Name	Price	+ - (%)	Trend
ION BEAM A...	13.64	-0.73	
CARE PROPE...	14.04	-0.43	
MONTEA NV	83.10	-0.24	
TESSENDERL...	24.35	-0.20	
XIOR STUDE...	28.75	-0.17	

Intraday **1w** 1m 6m 1y 3y

5y

Information about previous performance does not guarantee future performance.
Source: FactSet

Recent research

on market

Date	Headline	Download
2024/05/03	 Week Ahead	
2024/05/03	 Wochenausblick	
2024/05/02	 FX markets reflect uncertain interest rate outlook	
2024/05/02	 FX-Märkte spiegeln unsicheres Zinsumfeld wider	
2024/04/30	 Credit Markets Weekly	

More information on countries & regions

➤ Markets by Region

Details

2024/05/06 09:16:00

Price

11,088.06 EURDifference  0.18% (20.13)

General attributes

ISIN BE0389561094

Symbol -

Country Belgium

Security type Index

Instruments in index 28

Market data

Open 11,076.80 EUR

High 11,096.57 EUR

Low 11,062.53 EUR

Close (prev. day) 11,067.93 EUR

Trading volume (m) 199,485

Volume (pcs) 2,954,679

Performance and Risk

	6m	1y	3y
Perf (%)	+12.49%	+10.96%	+21.72%
Perf (abs.)	+1,229.12	+1,093.13	+1,974.83
Beta	-	-	-
Volatility	12.02	11.77	14.57








Information about previous performance does not guarantee future performance.

Source: FactSet

Price data

Ø price 5 days Ø volume 5 days (pcs.)	11,040.12 EUR (2,452,401)
Ø price 30 days Ø volume 30 days (pcs.)	10,869.18 EUR (2,174,397)
Ø price 100 days Ø volume 100 days (pcs.)	10,716.36 EUR (1,979,372)
Ø price 250 days Ø volume 250 days (pcs.)	10,264.32 EUR (1,876,798)
YTD High date	11,134.34 EUR (2024/05/03)
YTD Low date	10,424.73 EUR (2024/01/19)
52 Weeks High date	11,134.34 EUR (2024/05/03)
52 Weeks Low date	9,250.26 EUR (2023/10/26)

Composition

Name  ISIN	Price	Diff %  Diff +/-	Performance 	Date Time	Turnover Pc.  Turnover Money 
APERAM S.A. LU0569974404	26.44	1.77% 0.46		24/05/06 09:15:41	25,542 675,885.00
ASCENCIO S.C.A. BE0003856730	48.80	0.21% 0.10		24/05/06 09:10:29	882 42,998.00
AZELIS GROUP N.V. BE0974400328	22.04	0.00% 0.00		24/05/06 09:14:33	864 19,057.00
BARCO N.V. BE0974362940	13.13	0.84% 0.11		24/05/06 09:14:34	27,832 369,938.00
BEKAERT N.V. BE0974258874	47.50	-0.08% -0.04		24/05/06 09:00:50	561 26,678.00
BPOST S.A. BE0974268972	3.49	0.72% 0.03		24/05/06 09:15:18	10,752 37,590.00
BREDERODE S.A. LU1068091351	113.80	0.00% 0.00		24/05/06 09:13:17	896 102,271.00
CARE PROPERTY INVEST NV BE0974273055	14.04	-0.43% -0.06		24/05/06 09:00:29	2,595 36,582.00
COLRUYT GROUP N.V. BE0974256852	43.50	0.37% 0.16		24/05/06 09:12:54	9,921 420,067.00
DECEUNINCK N.V. BE0003789063	2.45	1.24% 0.03		24/05/06 09:12:06	42,947 103,874.00
DEME GROUP NV BE0974413453	149.20	0.40% 0.60		24/05/06 09:00:18	178 26,558.00
ECONOCOM GROUP SA BE0974313455	2.24	0.90% 0.02		24/05/06 09:09:30	9,196 20,481.00
EVS BROADCAST EQUIPMENT S... BE0003820371	33.50	0.00% 0.00		24/05/06 09:15:48	954 31,956.00
FAGRON N.V. BE0003874915	18.28	0.22% 0.04		24/05/06 09:00:11	1,514 27,675.92
GIMV BE0003699130	45.10	0.56% 0.25		24/05/06 09:10:17	6,445 289,638.00
ION BEAM APPLICATIONS S.A... BE0003766806	13.64	-0.73% -0.10		24/05/06 09:09:02	954 13,106.00
KINEPOLIS GROUP BE0974274061	40.10	0.38% 0.15		24/05/06 09:09:00	1,071 42,871.00
MONTEA NV BE0003853703	83.10	-0.24% -0.20		24/05/06 09:15:51	317 26,392.00
ONTEX GROUP N.V. BE0974276082	9.14	0.44% 0.04		24/05/06 09:13:39	2,281 20,866.00
ORANGE BELGIUM S.A. BE0003735496	14.10	-% -		24/05/06 09:00:29	123 1,734.00
PROXIMUS SA BE0003810273	6.995	0.50% 0.04		24/05/06 09:13:27	43,501 304,579.00
RECTICEL NV BE0003656676	12.82	-0.16% -0.02		24/05/06 09:13:32	2,211 28,377.00
RETAIL ESTATES S.A. BE0003720340	66.70	0.45% 0.30		24/05/06 09:11:24	860 57,214.00
SHURGARD SELF STORAGE LTD... GG00BQZCBZ44	38.05	-0.13% -0.05		24/05/06 09:12:27	1,040 39,644.00
TESSENDERLO GROUP NV BE0003555639	24.35	-0.20% -0.05		24/05/06 09:00:11	586 14,269.00

TINC COMM. VA BE0974282148	12.04	0.67% 0.08	█	24/05/06 09:15:25	2,366 28,394.00
VGP N.V. BE0003878957	106.40	0.19% 0.20	█	24/05/06 09:13:56	734 77,977.00
XIOR STUDENT HOUSING N.V. BE0974288202	28.75	-0.17% -0.05	█	24/05/06 09:12:45	2,362 68,005.00