

# BELGIUM BAS MID CAP(TR)

ISIN: **BE0389561094** WKN: -

## Overview

2024/04/26 16:09:45	
<b>Price</b>	<b>10,963.89</b> EUR
<b>Difference</b>	<span style="color: green;">▲</span> 1.32% (142.80)
<b>General attributes</b>	
ISIN	BE0389561094
Symbol	-
Country	Belgium
Instruments in index	28
Type of index	Performance Index
Security type	Index
<b>Market data</b>	
Open	10,898.24 EUR
High	10,967.48 EUR
Low	10,877.00 EUR
Close (prev. day)	10,821.09 EUR
Trading volume (m)	1,229,160
Volume (pcs)	17,800,761



Information about previous performance does not guarantee future performance.  
Source: FactSet

### Top 5

Name	Price	+ - (%)	Trend
XIOR STUDE...	26.45	+5.17	<span style="color: green;">▲</span>
BPOST S.A.	3.735	+3.75	<span style="color: green;">▲</span>
PROXIMUS S...	7.025	+3.31	<span style="color: green;">▲</span>
ONTEX GROU...	9.46	+3.16	<span style="color: green;">▲</span>
APERAM S.A...	28.02	+2.41	<span style="color: green;">▲</span>

Intraday 1w 1m 6m 1y 3y

### Flop 5

Name	Price	+ - (%)	Trend
ION BEAM A...	12.86	-0.77	<span style="color: red;">▼</span>
EVS BROADC...	33.15	-0.45	<span style="color: red;">▼</span>
BARCO N.V.	13.08	-0.30	<span style="color: red;">▼</span>
AZELIS GRO...	22.68	-0.26	<span style="color: red;">▼</span>
ECONOCOM G...	2.17	-0.23	<span style="color: red;">▼</span>

Intraday 1w 1m 6m 1y 3y

### Recent research

on market			
Date		Headline	Download
2024/04/26		Week Ahead	<a href="#">Download</a>
2024/04/26		Wochenausblick	<a href="#">Download</a>
2024/04/26		Global Equity Ratings	<a href="#">Download</a>
2024/04/26		Aktienempfehlungen Global	<a href="#">Download</a>
2024/04/24		Credit Markets Weekly	<a href="#">Download</a>

**Futures and Options**

**Related Futures** -

**Related Options** -

## Details

2024/04/26 16:09:45

Price

**10,963.89** EURDifference  1.32% (142.80)

### General attributes

ISIN BE0389561094

Symbol -

Country Belgium

Security type Index

Instruments in index 28

### Market data

Open 10,898.24 EUR

High 10,967.48 EUR

Low 10,877.00 EUR

Close (prev. day) 10,821.09 EUR

Trading volume (m) 1,229,160

Volume (pcs) 17,800,761

### Performance and Risk

	6m	1y	3y
Perf (%)	+15.65%	+8.04%	+20.83%
Perf (abs.)	+1,464.69	+805.40	+1,865.29
Beta	-	-	-
Volatility	12.50	11.73	14.54



5y

Information about previous performance does not guarantee future performance.




Source: FactSet

### Price data

Ø price 5 days   Ø volume 5 days (pcs.)	10,937.99 EUR (2,410,666)
Ø price 30 days   Ø volume 30 days (pcs.)	10,798.21 EUR (2,513,076)
Ø price 100 days   Ø volume 100 days (pcs.)	10,690.46 EUR (1,932,846)
Ø price 250 days   Ø volume 250 days (pcs.)	10,243.91 EUR (1,867,658)
YTD High   date	11,067.54 EUR (2024/04/22)
YTD Low   date	10,424.73 EUR (2024/01/19)
52 Weeks High   date	11,067.54 EUR (2024/04/22)
52 Weeks Low   date	9,250.26 EUR (2023/10/26)

## Composition

Name  ISIN	Price	Diff %  Diff +/-	Performance 	Date Time	Turnover Pc.  Turnover Money 
APERAM S.A. LU0569974404	28.02	2.41% 0.66		24/04/26 16:08:42	67,873 1,888,752.00
ASCENCIO S.C.A. BE0003856730	48.45	1.04% 0.50		24/04/26 16:02:40	2,439 117,594.00
AZELIS GROUP N.V. BE0974400328	22.68	-0.26% -0.06		24/04/26 16:08:09	111,861 2,525,237.00
BARCO N.V. BE0974362940	13.08	-0.30% -0.04		24/04/26 16:09:18	74,544 979,096.00
BEKAERT N.V. BE0974258874	46.80	1.52% 0.70		24/04/26 16:06:41	9,413 438,605.00
BPOST S.A. BE0974268972	3.735	3.75% 0.14		24/04/26 16:04:54	158,258 584,974.00
BREDERODE S.A. LU1068091351	112.00	1.45% 1.60		24/04/26 15:41:08	4,988 556,602.00
CARE PROPERTY INVEST NV BE0974273055	13.24	0.91% 0.12		24/04/26 15:46:42	10,280 135,832.00
COLRUYT GROUP N.V. BE0974256852	43.50	1.30% 0.56		24/04/26 16:03:33	28,625 1,240,350.00
DECEUNINCK N.V. BE0003789063	2.53	0.00% 0.00		24/04/26 16:09:49	152,060 385,987.00
DEME GROUP NV BE0974413453	149.20	1.91% 2.80		24/04/26 16:02:41	4,315 642,946.00
ECONOCOM GROUP SA BE0974313455	2.17	-0.23% -0.01		24/04/26 15:59:33	27,141 58,967.00
EVS BROADCAST EQUIPMENT S... BE0003820371	33.15	-0.45% -0.15		24/04/26 16:08:53	5,361 177,588.00
FAGRON N.V. BE0003874915	17.80	0.91% 0.16		24/04/26 16:05:17	14,733 261,662.00
GIMV BE0003699130	44.50	1.02% 0.45		24/04/26 15:56:41	5,377 238,501.00
ION BEAM APPLICATIONS S.A... BE0003766806	12.86	-0.77% -0.10		24/04/26 15:30:35	14,960 192,837.00
KINEPOLIS GROUP BE0974274061	40.10	0.12% 0.05		24/04/26 16:05:48	18,361 734,428.00
MONTEA NV BE0003853703	80.10	1.65% 1.30		24/04/26 16:07:19	8,308 660,420.00
ONTEX GROUP N.V. BE0974276082	9.46	3.16% 0.29		24/04/26 16:09:11	149,327 1,386,163.00
ORANGE BELGIUM S.A. BE0003735496	14.40	1.41% 0.20		24/04/26 15:38:00	4,945 70,268.00
PROXIMUS SA BE0003810273	7.025	3.31% 0.23		24/04/26 16:09:30	262,061 1,859,683.00
RECTICEL NV BE0003656676	12.10	1.00% 0.12		24/04/26 16:05:06	32,169 282,891.00
RETAIL ESTATES S.A. BE0003720340	65.40	0.93% 0.60		24/04/26 15:44:30	7,874 515,577.00
SHURGARD SELF STORAGE LTD... GG00BQZCBZ44	37.80	1.75% 0.65		24/04/26 16:07:32	17,964 672,570.00
TESSENDERLO GROUP NV BE0003555639	23.75	0.42% 0.10		24/04/26 16:09:51	6,219 147,868.00

TINC COMM. VA BE0974282148	12.24	1.32% 0.16		24/04/26 15:50:52	10,664 129,239.00
VGP N.V. BE0003878957	98.20	1.45% 1.40		24/04/26 16:09:13	2,449 239,320.00
XIOR STUDENT HOUSING N.V. BE0974288202	26.45	5.17% 1.30		24/04/26 15:59:32	25,539 672,956.00