

BELGIUM BAS MID CAP(TR)

ISIN: **BE0389561094** WKN: -

Overview

2024/04/26 12:12:30

Price

10,925.54 EURDifference  0.97% (104.45)

General attributes

ISIN BE0389561094

Symbol -

Country Belgium

Instruments in index 28

Type of index Performance Index

Security type Index

Market data

Open 10,898.24 EUR

High 10,945.25 EUR

Low 10,877.00 EUR

Close (prev. day) 10,821.09 EUR

Trading volume (m) 796,844

Volume (pcs) 9,860,997

5y



Information about previous performance does not guarantee future performance.

Source: FactSet

Top 5

Name 	Price	+ - (%) 	Trend 
XIOR STUDE...	26.50	+5.37 	
PROXIMUS S...	7.08	+4.12 	
BPOST S.A.	3.705	+2.92 	
ONTEX GROU...	9.38	+2.29 	
DEME GROUP...	149.00	+1.78 	

Intraday 1w 1m 6m 1y 3y

Flop 5

Name 	Price	+ - (%) 	Trend 
ORANGE BEL...	14.10	-0.70 	
EVS BROADC...	33.10	-0.60 	
ECONOCOM G...	2.165	-0.46 	
BARCO N.V.	13.07	-0.38 	
ION BEAM A...	12.94	-0.15 	

Intraday 1w 1m 6m 1y 3y

Recent research

on market

Date	Headline	Download 
2024/04/26	 Global Equity Ratings	
2024/04/26	 Aktienempfehlungen Global	
2024/04/24	 Credit Markets Weekly	
2024/04/24	 Credit Markets Weekly (DE)	
2024/04/22	 Wird sich die Stimmung im April verbessern?	

Futures and Options

Related Futures -

Related Options -

Details

2024/04/26 12:12:30

Price

10,925.54 EURDifference  0.97% (104.45)

General attributes

ISIN BE0389561094

Symbol -

Country Belgium

Security type Index

Instruments in index 28

Market data

Open 10,898.24 EUR

High 10,945.25 EUR

Low 10,877.00 EUR

Close (prev. day) 10,821.09 EUR

Trading volume (m) 796,844

Volume (pcs) 9,860,997

Performance and Risk

	6m	1y	3y
Perf (%)	+15.65%	+8.04%	+20.83%
Perf (abs.)	+1,464.69	+805.40	+1,865.29
Beta	-	-	-
Volatility	12.50	11.73	14.54



5y

Information about previous performance does not guarantee future performance.




Source: FactSet

Price data

Ø price 5 days Ø volume 5 days (pcs.)	10,937.99 EUR (2,410,666)
Ø price 30 days Ø volume 30 days (pcs.)	10,798.21 EUR (2,513,076)
Ø price 100 days Ø volume 100 days (pcs.)	10,690.46 EUR (1,932,846)
Ø price 250 days Ø volume 250 days (pcs.)	10,243.91 EUR (1,867,658)
YTD High date	11,067.54 EUR (2024/04/22)
YTD Low date	10,424.73 EUR (2024/01/19)
52 Weeks High date	11,067.54 EUR (2024/04/22)
52 Weeks Low date	9,250.26 EUR (2023/10/26)

Composition

Name  ISIN	Price	Diff %  Diff +/-	Performance 	Date Time	Turnover Pc.  Turnover Money 
APERAM S.A. LU0569974404	27.74	1.39% 0.38		24/04/26 12:01:04	30,524 845,685.00
ASCENCIO S.C.A. BE0003856730	48.55	1.25% 0.60		24/04/26 11:53:43	757 36,477.00
AZELIS GROUP N.V. BE0974400328	22.72	-0.09% -0.02		24/04/26 12:10:59	63,240 1,427,053.00
BARCO N.V. BE0974362940	13.06	-0.46% -0.06		24/04/26 12:11:24	48,267 635,860.00
BEKAERT N.V. BE0974258874	46.54	0.95% 0.44		24/04/26 12:11:51	3,783 175,061.00
BPOST S.A. BE0974268972	3.705	2.92% 0.11		24/04/26 12:05:59	120,565 444,617.00
BREDERODE S.A. LU1068091351	111.80	1.27% 1.40		24/04/26 12:10:54	2,110 235,074.00
CARE PROPERTY INVEST NV BE0974273055	13.26	1.07% 0.14		24/04/26 12:05:10	4,382 57,983.00
COLRUYT GROUP N.V. BE0974256852	43.20	0.61% 0.26		24/04/26 12:02:34	12,435 537,763.00
DECEUNINCK N.V. BE0003789063	2.55	0.79% 0.02		24/04/26 11:47:19	117,898 299,710.00
DEME GROUP NV BE0974413453	149.00	1.78% 2.60		24/04/26 12:10:51	3,452 514,235.00
ECONOCOM GROUP SA BE0974313455	2.165	-0.46% -0.01		24/04/26 11:56:08	16,222 35,229.00
EVS BROADCAST EQUIPMENT S... BE0003820371	33.10	-0.60% -0.20		24/04/26 11:39:09	3,816 126,565.00
FAGRON N.V. BE0003874915	17.74	0.57% 0.10		24/04/26 12:06:52	6,727 119,218.00
GIMV BE0003699130	44.20	0.34% 0.15		24/04/26 11:47:53	2,708 119,884.00
ION BEAM APPLICATIONS S.A... BE0003766806	12.94	-0.15% -0.02		24/04/26 12:06:44	9,381 121,143.00
KINEPOLIS GROUP BE0974274061	40.00	-0.12% -0.05		24/04/26 11:58:49	13,617 544,499.00
MONTEA NV BE0003853703	79.50	0.89% 0.70		24/04/26 12:10:57	3,662 289,707.00
ONTEX GROUP N.V. BE0974276082	9.38	2.29% 0.21		24/04/26 11:59:59	72,241 671,482.00
ORANGE BELGIUM S.A. BE0003735496	14.10	-0.70% -0.10		24/04/26 11:24:00	65 916.00
PROXIMUS SA BE0003810273	7.08	4.12% 0.28		24/04/26 12:06:46	208,709 1,483,792.00
RECTICEL NV BE0003656676	12.06	0.67% 0.08		24/04/26 11:54:37	27,328 224,480.00
RETAIL ESTATES S.A. BE0003720340	65.20	0.62% 0.40		24/04/26 11:08:53	1,054 68,854.00
SHURGARD SELF STORAGE LTD... GG00BQZCBZ44	37.30	0.40% 0.15		24/04/26 12:11:37	6,158 229,713.00
TESSENDERLO GROUP NV BE0003555639	23.75	0.42% 0.10		24/04/26 12:08:28	3,346 79,474.00

TINC COMM. VA BE0974282148	12.12	0.33% 0.04		24/04/26 11:47:23	7,952 96,259.00
VGP N.V. BE0003878957	97.60	0.83% 0.80		24/04/26 11:42:02	653 63,669.00
XIOR STUDENT HOUSING N.V. BE0974288202	26.50	5.37% 1.35		24/04/26 12:09:06	14,246 374,609.00