

## BELGIUM BAS SMALL CAP(TR)

ISIN: **BE0389556045** WKN: -

## Overview

2022/08/18 18:05:02

Price

**19,729.03** EURDifference  -0.88% (-175.59)

## General attributes

ISIN	BE0389556045
Symbol	-
Country	Belgium
Instruments in index	26
Type of index	Performance Index
Security type	Index

## Market data

Open	19,972.46 EUR
High	19,978.24 EUR
Low	19,724.47 EUR
Close (prev. day)	19,904.62 EUR
Trading volume (m)	-
Volume (pcs)	-

## Top 5

Name	Price	+ - (%)	Trend
ROULARTA M...	20.90	+4.50	
OXURION N...	0.326	+3.16	
NEXTENSA S...	62.00	+2.14	
JENSEN-GRO...	31.60	+1.94	
MDXHEALTH ...	0.819	+1.74	

Intraday 1w 1m 6m 1y 3y

## Flop 5

Name	Price	+ - (%)	Trend
UNIFIEDPOS...	5.63	-11.34	
BALTA GROU...	1.505	-9.34	
VASTNED BE...	31.30	-2.19	
HYLORIS PH...	13.64	-1.87	
QRF SICAFI...	10.40	-0.95	

Intraday 1w 1m 6m 1y 3y

5y











Information about previous performance does not guarantee future performance.

Source: FactSet

## Recent research

on market

Date	Headline	Download
2022/08/18	 Global Equity Ratings	
2022/08/18	 Aktienempfehlungen Global	
2022/08/12	 Week Ahead	
2022/08/12	 Wochenausblick	
2022/08/08	 Global Equity Ratings	

**Futures and Options**

**Related Futures** -

**Related Options** -

## Details

2022/08/18 18:05:02

Price

**19,729.03** EURDifference  -0.88% (-175.59)

### General attributes

ISIN BE0389556045

Symbol -

Country Belgium

Security type Index

Instruments in index 26

### Market data

Open 19,972.46 EUR

High 19,978.24 EUR

Low 19,724.47 EUR

Close (prev. day) 19,904.62 EUR

Trading volume (m) -

Volume (pcs) -

### Performance and Risk

	6m	1y	3y
Perf (%)	-1.66%	-3.04%	+10.51%
Perf (abs.)	-333.32	-618.41	+1,876.60
Beta	-	-	-
Volatility	17.37	14.79	16.72



Information about previous performance does not guarantee future performance.  
Source: FactSet

### Price data

Ø price 5 days   Ø volume 5 days (pcs.)	19,727.25 EUR (0)
Ø price 30 days   Ø volume 30 days (pcs.)	18,524.33 EUR (0)
Ø price 100 days   Ø volume 100 days (pcs.)	19,023.81 EUR (0)
Ø price 250 days   Ø volume 250 days (pcs.)	19,778.26 EUR (0)
YTD High   date	21,364.41 EUR (2022/01/07)
YTD Low   date	16,984.96 EUR (2022/07/06)
52 Weeks High   date	21,364.41 EUR (2022/01/07)
52 Weeks Low   date	16,984.96 EUR (2022/07/06)

## Composition

Name  ISIN	Price	Diff %  Diff +/-	Performance 	Date Time	Turnover Pc.  Turnover Money 
ACCENTIS S.A. BE0003696102	0.036	0.00% 0.00		22/08/18 13:46:30	60,910 2,166.00
BALTA GROUP N.V. BE0974314461	1.505	-9.34% -0.16		22/08/18 17:35:04	9,706 15,341.00
BIOCARTIS GROUP NV BE0974281132	1.696	-0.82% -0.01		22/08/18 17:35:12	31,980 54,683.00
BIOTALYS NV NPV BE0974386188	7.24	-0.28% -0.02		22/08/18 17:35:02	625 4,535.00
EKOPAK NV NPV BE0974380124	21.30	0.00% 0.00		22/08/18 17:35:26	3,987 85,074.00
EXMAR S.A. BE0003808251	8.70	-0.46% -0.04		22/08/18 17:35:25	109,517 957,423.00
GREENYARD FOODS S.A. BE0003765790	8.79	-0.68% -0.06		22/08/18 17:35:29	6,973 61,185.00
HYLORIS PHARMACEUTICALS S... BE0974363955	13.64	-1.87% -0.26		22/08/18 17:35:04	4,960 68,769.00
JENSEN-GROUP N.V. BE0003858751	31.60	1.94% 0.60	■	22/08/18 17:15:52	4,740 152,414.00
MDXHEALTH SA BE0003844611	0.819	1.74% 0.01	■	22/08/18 17:35:23	27,209 22,186.00
NEXTENSA SA BE0003770840	62.00	2.14% 1.30	■	22/08/18 17:35:23	1,938 118,785.00
NYXOAH SA NPV BE0974358906	9.69	0.52% 0.05		22/08/18 17:35:15	7,901 77,042.00
ONWARD MEDICAL NV EURO.12 NL0015000HT4	4.83	-0.82% -0.04		22/08/18 17:35:06	2,910 14,330.00
OXURION N.V. BE0003846632	0.326	3.16% 0.01	■	22/08/18 17:28:23	26,537 8,473.00
QRF SICAFI CVA BE0974272040	10.40	-0.95% -0.10		22/08/18 17:35:03	2,004 20,737.00
QUEST FOR GROWTH PRICAF BE0003730448	6.52	0.31% 0.02		22/08/18 16:26:42	9,397 60,602.00
ROULARTA MEDIA GROUP N.V. BE0003741551	20.90	4.50% 0.90	■	22/08/18 17:35:01	2,823 58,139.00
S.A.TER BEKE N.V. BE0003573814	100.50	0.00% 0.00		22/08/18 11:05:17	91 9,121.00
SEQUANA MEDICAL NV BE0974340722	5.82	0.00% 0.00		22/08/18 17:35:10	127 746.00
SMARTPHOTO GROUP BE0974323553	28.60	0.35% 0.10		22/08/18 12:05:44	210 6,006.00
TEXAF S.A. BE0974263924	33.60	0.00% 0.00		22/08/18 09:10:28	14 470.00
UNIFIEDPOST GROUP SA BE0974371032	5.63	-11.34% -0.72		22/08/18 17:35:26	142,750 849,151.00
VAN DE VELDE BE0003839561	37.20	0.00% 0.00		22/08/18 17:35:11	1,106 41,138.00
VASTNED BELGIUM NV BE0003754687	31.30	-2.19% -0.70		22/08/18 12:53:12	813 25,862.00
WAREHOUSES ESTATES BELGIU... BE0003734481	37.70	-0.26% -0.10		22/08/18 16:21:03	550 20,649.00

WERELDHAVE BELGIUM SCA SI... BE0003724383	51.30	-0.39% -0.20		22/08/18 17:35:26	1,179 60,633.00
--	-------	-----------------	--	----------------------	--------------------