

YAMAHA MOTOR CO. LTD.

ISIN: JP3942800008 WKN: 7272

Overview

2024/07/25 20:15:37

Price
8.93 USDDifference  -2.19% (-0.20)

General attributes

ISIN	JP3942800008
Symbol	7272
Exchange	FINRA other OTC Issues
Currency	USD
Sector	Automotive
Security type	Stock
Market cap (m)	8,548 EUR
Benchmark	NIKKEI 225

Market data

Bid (Bid size)	-
Ask (Ask size)	-
Open	9.13 USD
High	9.13 USD
Low	8.93 USD
Close (prev. day)	9.13 USD
VWAP	9.03 USD
Volume (pcs)	200
Trading volume	1,806.00
Number of trades	2
Last size	100

Futures and Options






Related Futures	-
Related Options	-

5y



Information about previous performance does not guarantee future performance.
Source: FactSet

Recent research

on sector		on market	
Date		Headline	Download
2024/07/24		Global Equity Ratings	
2024/07/24		Aktienempfehlungen Global	
2024/07/15		Aktienempfehlungen Global	
2024/07/12		Global Equity Ratings	
2024/07/09		Aktienempfehlungen Österreich	

Details

2024/07/25 20:15:37

Price

8.93 USD

Difference ▼ -2.19% (-0.20)

General attributes

ISIN	JP3942800008
Symbol	7272
Exchange	FINRA other OTC Issues
Currency	USD
Sector	Automotive
Security type	Stock
Market cap (m)	8,548 EUR
Benchmark	NIKKEI 225

Market data

Bid (Bid size)	-
Ask (Ask size)	-
Open	9.13 USD
High	9.13 USD
Low	8.93 USD
Close (prev. day)	9.13 USD
VWAP	9.03 USD
Volume (pcs)	200
Trading volume	1,806.00
Number of trades	2
Last size	100

Performance and Risk

	6m	1y	3y
Perf (%)	-	-7.62%	-
Perf (abs.)	-	-0.74	-
Beta	0.77	0.96	1.01
Volatility	30.44	26.36	27.21

5y



Information about previous performance does not guarantee future performance.

Source: FactSet

Price data

Ø price 5 days Ø volume 5 days (pcs.)	9.20 USD (11,130)
Ø price 30 days Ø volume 30 days (pcs.)	9.42 USD (2,350)
Ø price 100 days Ø volume 100 days (pcs.)	9.35 USD (1,745)
Ø price 250 days Ø volume 250 days (pcs.)	9.16 USD (1,694)
YTD High date	10.23 USD (2024/07/12)
YTD Low date	8.69 USD (2024/03/11)
52 Weeks High date	10.23 USD (2024/07/12)
52 Weeks Low date	8.01 USD (2023/10/03)

All listings for YAMAHA MOTOR CO. LTD.

Exchange	Date	Time	Price	Trading volume (mio.)	Number of trades
Tradegate	2024/07/26	22:26	8.266 EUR	0.00	1
Tokyo Stock Exchange	2024/07/26	08:00	1,358.50 JPY	71.67	5,741
Stuttgart	2024/07/26	08:15	8.102 EUR	0.00	3
Munich	2024/07/26	08:00	8.034 EUR	0.00	2
Hanover	2024/07/26	08:01	8.102 EUR	0.00	3

	26					
Frankfurt	2024/07/ 26	08:02	8.034 EUR	0.00		2
FINRA other OTC Issues	2024/07/ 25	20:15	8.93 USD	0.00		2
Duesseldorf	2024/07/ 26	19:31	8.134 EUR	0.00		7
Berlin	2024/07/ 26	08:08	8.084 EUR	0.00		3

Company profile

Company Logo



Company Profile

-

Contact Details

YAMAHA MOTOR

--

2500, Shingai, - 438- 8501 Iwata City,

Telefon: + 81 538 32 1103

Fax: + 81 538 37 4250

E-mail: -