

## CHRISTIAN BERNER TECH TRADE AB SER B

ISIN: SE0006143129 WKN: -

## Overview

2024/04/23 17:24:01

Price

32.10 SEK

Difference  -1.23% (-0.40)

## General attributes

ISIN	SE0006143129
Symbol	CBTT B
Exchange	Nasdaq Stockholm
Currency	SEK
Sector	Commerce
Security type	Stock
Market cap (m)	48 EUR
Benchmark	OMX STOCKHOLM 30 INDEX

## Market data

Bid (Bid size)	31.90 SEK (1)
Ask (Ask size)	32.00 SEK (120)
Open	30.00 SEK
High	32.40 SEK
Low	29.70 SEK
Close (prev. day)	32.50 SEK
VWAP	31.554219 SEK
Volume (pcs)	26,063
Trading volume	822,397.60
Number of trades	108
Last size	97

## Futures and Options











Related Futures	-
Related Options	-

5y



Information about previous performance does not guarantee future performance.  
Source: FactSet

## Recent research

on sector			
Date		Headline	Download
2024/04/03		Global Equity Ratings	
2024/04/03		Aktienempfehlungen Global	
2024/03/13		Global Equity Ratings	
2024/03/13		Aktienempfehlungen Global	
2024/02/22		Aktienempfehlungen Global	

## Details

2024/04/23 17:24:01

## Price

32.10 SEK

Difference ▼ -1.23% (-0.40)

## General attributes

ISIN	SE0006143129
Symbol	CBTT B
Exchange	Nasdaq Stockholm
Currency	SEK
Sector	Commerce
Security type	Stock
Market cap (m)	48 EUR
Benchmark	OMX STOCKHOLM 30 INDEX

## Market data

Bid (Bid size)	31.90 SEK (1)
Ask (Ask size)	32.00 SEK (120)
Open	30.00 SEK
High	32.40 SEK
Low	29.70 SEK
Close (prev. day)	32.50 SEK
VWAP	31.554219 SEK
Volume (pcs)	26,063
Trading volume	822,397.60
Number of trades	108
Last size	97

## Performance and Risk

	6m	1y	3y
Perf (%)	+51.42%	+45.91%	-13.94%
Perf (abs.)	+10.90	+10.10	-5.20
Beta	0.77	0.79	0.57
Volatility	40.21	39.35	40.96

5y



Information about previous performance does not guarantee future performance.

Source: FactSet

## Price data

Ø price 5 days   Ø volume 5 days (pcs.)	33.32 SEK (15,814)
Ø price 30 days   Ø volume 30 days (pcs.)	34.47 SEK (9,944)
Ø price 100 days   Ø volume 100 days (pcs.)	32.03 SEK (11,446)
Ø price 250 days   Ø volume 250 days (pcs.)	27.87 SEK (11,192)
YTD High   date	36.00 SEK (2024/03/13)
YTD Low   date	28.80 SEK (2024/01/17)
52 Weeks High   date	36.00 SEK (2024/03/13)
52 Weeks Low   date	20.60 SEK (2023/10/23)

## Arbitrage views

Exchange	Date	Time	Price	Trading volume (mio.)	Number of trades
Nasdaq Stockholm	2024/04/23	17:24	32.10 SEK	0.82	108
London Stock Exchange	2018/05/22	17:36	21.30 SEK	0.00	1

## Company profile

### Company Logo

#### Contact Details

CHRISTIAN BERNER TECH TRADE

--

----

Telefon: -

Fax: -

E-mail: -

### Company Profile

-