

CENTRAL JAPAN RAILWAY CO NPV

ISIN: JP3566800003 WKN: 9022

Overview

2024/06/21 08:00:33

Price

19.155 EUR

Difference  0.82% (0.16)

General attributes

ISIN	JP3566800003
Symbol	9022
Exchange	Munich
Currency	EUR
Sector	Transport
Security type	Stock
Market cap (m)	19,961 EUR
Benchmark	NIKKEI 225

Market data

Bid (Bid size)	-
Ask (Ask size)	-
Open	19.155 EUR
High	19.155 EUR
Low	19.155 EUR
Close (prev. day)	19.00 EUR
VWAP	21.14 EUR
Volume (pcs)	0
Trading volume	0.00
Number of trades	2
Last size	0

Futures and Options

Related Futures	-
Related Options	-











5y



Information about previous performance does not guarantee future performance.

Source: FactSet

Recent research

on sector		on market	
Date		Headline	Download
2024/06/21		Global Equity Ratings	
2024/06/21		Aktienempfehlungen Global	
2024/06/14		Equity Weekly	
2024/06/14		Global Equity Ratings	
2024/06/14		Aktienempfehlungen Global	

Details

2024/06/21 08:00:33

Price

19.155 EUR

Difference ▲ 0.82% (0.16)

General attributes

ISIN	JP3566800003
Symbol	9022
Exchange	Munich
Currency	EUR
Sector	Transport
Security type	Stock
Market cap (m)	19,961 EUR
Benchmark	NIKKEI 225

Market data

Bid (Bid size)	-
Ask (Ask size)	-
Open	19.155 EUR
High	19.155 EUR
Low	19.155 EUR
Close (prev. day)	19.00 EUR
VWAP	21.14 EUR
Volume (pcs)	0
Trading volume	0.00
Number of trades	2
Last size	0

Performance and Risk

	6m	1y	3y
Perf (%)	-14.83%	-16.24%	-25.84%
Perf (abs.)	-3.34	-3.72	-6.68
Beta	0.38	0.41	0.46
Volatility	18.77	19.38	21.66

5y



Information about previous performance does not guarantee future performance.
Source: FactSet

Price data

Ø price 5 days Ø volume 5 days (pcs.)	19.171 EUR (0)
Ø price 30 days Ø volume 30 days (pcs.)	20.103 EUR (0)
Ø price 100 days Ø volume 100 days (pcs.)	21.853 EUR (0)
Ø price 250 days Ø volume 250 days (pcs.)	22.179 EUR (0)
YTD High date	24.090 EUR (2024/03/25)
YTD Low date	19.000 EUR (2024/06/20)
52 Weeks High date	24.580 EUR (2023/09/15)
52 Weeks Low date	19.000 EUR (2024/06/20)

All listings for CENTRAL JAPAN RAILWAY CO NPV

Exchange ⊕	Date	Time	Price	Trading volume (mio.)	Number of trades
Tradegate	2024/06/21	22:26	19.335 EUR	0.00	1
Tokyo Stock Exchange	2024/06/21	08:00	3,297.00 JPY	139.44	2,521
Stuttgart	2024/06/21	08:01	19.20 EUR	0.00	3
Munich	2024/06/21	08:00	19.155 EUR	0.00	2
Frankfurt	2024/06/21	09:17	19.18 EUR	0.00	2

	21					
FINRA other OTC Issues	2024/06/ 17	15:52	21.31 USD	0.00		1
Duesseldorf	2024/06/ 21	19:31	19.125 EUR	0.00		7
Berlin	2024/06/ 21	21:05	19.34 EUR	0.00		9

Company profile

Company Logo



Company Profile

-

Contact Details

CENTRAL JAPAN RY

--

1-1-4 Meieki, Nakamura-ku - 450-6101
Nagoya

Telefon: +81-3-3274-9727

Fax: +81-3-5255-6780

E-mail: -