

## GRANGES AB (PUBL)

ISIN: SE0006288015 WKN: -

## Overview

2024/07/26 18:00:00

Price

132.40 SEK

Difference  -1.12% (-1.50)

## General attributes

ISIN SE0006288015

Symbol GRNG

Exchange Nasdaq Stockholm

Currency SEK

Sector Utilities

Security type Stock

Market cap (m) 1,198 EUR

Benchmark OMX STOCKHOLM 30 INDEX

## Market data

Bid (Bid size) 132.20 SEK (47)

Ask (Ask size) 132.40 SEK (438)

Open 133.90 SEK

High 133.90 SEK

Low 131.70 SEK

Close (prev. day) 133.90 SEK

VWAP 132.3625 SEK

Volume (pcs) 74,304

Trading volume 9,839,223.10

Number of trades 572

Last size -

## Futures and Options

Related Futures -

Related Options -











5y



Information about previous performance does not guarantee future performance.

Source: FactSet

## Recent research

on sector			
Date		Headline	Download
2024/07/26		Equity Weekly	
2024/07/24		Global Equity Ratings	
2024/07/24		Aktienempfehlungen Global	
2024/07/15		Aktienempfehlungen Global	
2024/07/12		Global Equity Ratings	

## Details

2024/07/26 18:00:00

## Price

132.40 SEK

Difference ▼ -1.12% (-1.50)

## General attributes

ISIN	SE0006288015
Symbol	GRNG
Exchange	Nasdaq Stockholm
Currency	SEK
Sector	Utilities
Security type	Stock
Market cap (m)	1,198 EUR
Benchmark	OMX STOCKHOLM 30 INDEX

## Market data

Bid (Bid size)	132.20 SEK (47)
Ask (Ask size)	132.40 SEK (438)
Open	133.90 SEK
High	133.90 SEK
Low	131.70 SEK
Close (prev. day)	133.90 SEK
VWAP	132.3625 SEK
Volume (pcs)	74,304
Trading volume	9,839,223.10
Number of trades	572
Last size	-

## Performance and Risk

	6m	1y	3y
Perf (%)	+26.34%	+26.46%	+16.75%
Perf (abs.)	+27.60	+27.70	+19.00
Beta	0.64	0.71	1.17
Volatility	27.86	27.51	39.21



Information about previous performance does not guarantee future performance.  
Source: FactSet

## Price data

Ø price 5 days   Ø volume 5 days (pcs.)	134.82 SEK (99,029)
Ø price 30 days   Ø volume 30 days (pcs.)	136.72 SEK (117,027)
Ø price 100 days   Ø volume 100 days (pcs.)	128.08 SEK (164,060)
Ø price 250 days   Ø volume 250 days (pcs.)	114.30 SEK (132,807)
YTD High   date	150.00 SEK (2024/06/24)
YTD Low   date	97.50 SEK (2024/02/26)
52 Weeks High   date	150.00 SEK (2024/06/24)
52 Weeks Low   date	88.80 SEK (2023/10/26)

## Arbitrage views

Exchange	Date	Time	Price	Trading volume (mio.)	Number of trades
Stuttgart	2024/07/26	13:56	11.21 EUR	0.00	8
Nasdaq Stockholm	2024/07/26	18:00	132.40 SEK	9.84	572
Munich	2024/07/26	08:19	11.47 EUR	0.00	2
London Stock Exchange European Trade Reporting	2024/07/26	17:25	132.60 SEK	0.00	2
Frankfurt	2024/	08:24	11.22 EUR	0.00	2

	07/26					
Duesseldorf	2024/ 07/26	19:32	11.12 EUR	0.00		7
Berlin	2024/ 07/26	08:52	11.37 EUR	0.00		3

## Company profile

### Company Logo

#### Contact Details

GRANGES AB

--

----

Telefon: -

Fax: -

E-mail: -

### Company Profile

-