

AUSTRIA ROTX(EUR)

ISIN: **AT0000600473** WKN: -

Overview

2024/09/17 17:45:00

Price

22,121.07 EURDifference  -0.15% (-33.88)

General attributes

| | |
|----------------------|--------------|
| ISIN | AT0000600473 |
| Symbol | - |
| Country | Romania |
| Instruments in index | 14 |
| Type of index | - |
| Security type | Index |

Market data

| | |
|--------------------|---------------|
| Open | 22,154.06 EUR |
| High | 22,240.18 EUR |
| Low | 22,045.01 EUR |
| Close (prev. day) | 22,154.95 EUR |
| Trading volume (m) | - |
| Volume (pcs) | - |

Top 5

| Name  | Price | + - (%)  | Trend  |
|--|--------|---|---|
| DIGI COMMU... | 68.60 | +1.78 |  |
| TRANSPORT ... | 6.59 | +1.38 |  |
| TRANSELECT... | 40.35 | +0.88 |  |
| S.P.E.E.H.... | 120.90 | +0.75 |  |
| FONDUL PRO... | 0.3874 | +0.62 |  |

Intraday **1w** 1m 6m 1y 3y

Flop 5

| Name  | Price | + - (%)  | Trend  |
|--|-------|---|---|
| MED LIFE S... | 5.84 | -2.34 |  |
| S.N. NUCLE... | 41.30 | -1.67 |  |
| BRD - GROU... | 20.00 | -1.23 |  |
| BANCA TRAN... | 27.80 | -0.71 |  |
| ONE UNITED... | 0.581 | -0.51 |  |

Intraday **1w** 1m 6m 1y 3y

5y














Information about previous performance does not guarantee future performance.

Source: FactSet

Recent research

on market

| Date | Headline | Download  |
|------------|---|--|
| 2024/09/16 |  Industry, producer prices and labor market data |  |
| 2024/09/13 |  Industrial output down in July |  |
| 2024/09/13 |  CEE Germany's underperformance is sneaking into ... |  |
| 2024/09/12 |  Romania Pre-election public spending bonanza |  |
| 2024/09/11 |  August inflation decelerated, in line with our cal... |  |

Futures and Options

Related Futures -

Related Options -

Details

2024/09/17 17:45:00

Price

22,121.07 EURDifference  -0.15% (-33.88)

General attributes

| | |
|----------------------|--------------|
| ISIN | AT0000600473 |
| Symbol | - |
| Country | Romania |
| Security type | Index |
| Instruments in index | 14 |

Market data

| | |
|--------------------|---------------|
| Open | 22,154.06 EUR |
| High | 22,240.18 EUR |
| Low | 22,045.01 EUR |
| Close (prev. day) | 22,154.95 EUR |
| Trading volume (m) | - |
| Volume (pcs) | - |

Performance and Risk

| | 6m | 1y | 3y |
|-------------|-----------|-----------|-----------|
| Perf (%) | +8.81% | +26.17% | +46.71% |
| Perf (abs.) | +1,791.57 | +4,587.72 | +7,043.29 |
| Beta | - | - | - |
| Volatility | 11.54 | 10.97 | 14.84 |



Information about previous performance does not guarantee future performance.
Source: FactSet

Price data

| | |
|---|----------------------------|
| Ø price 5 days Ø volume 5 days (pcs.) | 21,999.67 EUR (0) |
| Ø price 30 days Ø volume 30 days (pcs.) | 22,651.62 EUR (0) |
| Ø price 100 days Ø volume 100 days (pcs.) | 22,590.72 EUR (0) |
| Ø price 250 days Ø volume 250 days (pcs.) | 20,824.84 EUR (0) |
| YTD High date | 23,589.16 EUR (2024/07/24) |
| YTD Low date | 19,294.75 EUR (2024/01/04) |
| 52 Weeks High date | 23,589.16 EUR (2024/07/24) |
| 52 Weeks Low date | 17,474.80 EUR (2023/10/10) |

Composition

| Name  ISIN | Price | Diff %  Diff +/- | Performance  | Date Time | Turnover Pc.  Turnover Money  |
|--|--------|--|---|----------------------|--|
| BANCA TRANSILVANIA SA ROTLVAACNOR1 | 27.80 | -0.71% -0.20 | | 24/09/17 16:59:49 | 264,291 7,376,494.95 |
| BRD - GROUPE SOCIETE GENE... ROBRDBACNOR2 | 20.00 | -1.23% -0.25 | | 24/09/17 16:50:22 | 36,921 741,879.89 |
| DIGI COMMUNICATIONS N.V. ... NL0012294474 | 68.60 | 1.78% 1.20 | █ | 24/09/17 16:51:22 | 11,064 754,385.40 |
| FONDUL PROPRIETATEA RON0... ROFPTAACNOR5 | 0.3874 | 0.62% 0.00 | █ | 24/09/17 16:58:08 | 2,207,845 853,077.86 |
| MED LIFE S.A RON0.25 ROMEDLACNOR6 | 5.84 | -2.34% -0.14 | | 24/09/17 16:53:57 | 239,024 1,431,089.51 |
| OMV PETROM S.A. RON0.1 ROSNPPACNOR9 | 0.7275 | -0.07% -0.00 | | 24/09/17 16:59:29 | 3,119,333 2,270,135.26 |
| ONE UNITED PROPERTIES RON... ROJ8YZPDHWW8 | 0.581 | -0.51% -0.00 | | 24/09/17 16:53:49 | 1,261,052 734,247.93 |
| S.N. NUCLEARELECTRICA S.A... ROSNNEACNOR8 | 41.30 | -1.67% -0.70 | | 24/09/17 16:56:05 | 40,222 1,683,003.40 |
| S.N.T.G.N. TRANSGAZ S.A R... ROTGNTACNOR8 | 23.30 | 0.43% 0.10 | █ | 24/09/17 16:50:25 | 5,784 133,906.70 |
| S.P.E.E.H. HIDROELECTRICA... RO4Q0Z5RO1B6 | 120.90 | 0.75% 0.90 | █ | 24/09/17 16:52:19 | 418,193 50,190,106.80 |
| SOCIETATEA ENERGETICA ELE... ROELECACNOR5 | 14.46 | 0.42% 0.06 | █ | 24/09/17 16:50:25 | 118,651 1,719,291.20 |
| SOCIETATEA NATL DE GAZE N... ROSNGNACNOR3 | 5.50 | 0.00% 0.00 | | 24/09/17 16:59:19 | 617,713 3,413,946.05 |
| TRANSELECTRICA SA RON10 ROTSELACNOR9 | 40.35 | 0.88% 0.35 | █ | 24/09/17 16:36:26 | 4,237 169,491.55 |
| TRANSPORT TRADE SERVICES ... ROYCRRK66RD8 | 6.59 | 1.38% 0.09 | █ | 24/09/17 16:50:49 | 75,573 496,991.81 |