

AUSTRIA ROTX(EUR)

ISIN: AT0000600473 WKN: -

Overview

2024/07/26 17:45:00

Price

23,297.12 EURDifference  0.61% (141.62)

General attributes

ISIN	AT0000600473
Symbol	-
Country	Romania
Instruments in index	14
Type of index	-
Security type	Index

Market data

Open	23,153.17 EUR
High	23,354.69 EUR
Low	23,145.10 EUR
Close (prev. day)	23,155.50 EUR
Trading volume (m)	-
Volume (pcs)	-

Top 5

Name 	Price	+ - (%) 	Trend 
BRD - GROU...	22.30	+3.72 	
OMV PETROM...	0.789	+1.02 	
SOCIETATEA...	5.92	+1.02 	
S.P.E.E.H....	126.00	+0.80 	
FONDUL PRO...	0.407	+0.74 	

Intraday 1w 1m 6m 1y 3y

Flop 5

Name 	Price	+ - (%) 	Trend 
TRANSELECT...	44.95	-3.33 	
DIGI COMMU...	62.00	-0.96 	
S.N. NUCLE...	46.70	-0.53 	
BANCA TRAN...	28.35	-0.18 	

Intraday 1w 1m 6m 1y 3y

Futures and Options

Related Futures -

5y














Information about previous performance does not guarantee future performance.

Source: FactSet

Recent research

on market

Date	Headline	Download 
2024/07/25	 CEE Special Report Can we work more for longer?	
2024/07/22	 CEE Baltics Economic performance further diver...	
2024/07/22	 Will Hungarian central bank pause or continue with...	
2024/07/18	 Western Balkan and the EU - who is ready?	
2024/07/15	 Data mix in the week to come	

Related Options

-

Details

2024/07/26 17:45:00

Price

23,297.12 EURDifference  0.61% (141.62)

General attributes

ISIN AT0000600473

Symbol -

Country Romania

Security type Index

Instruments in index 14

Market data

Open 23,153.17 EUR

High 23,354.69 EUR

Low 23,145.10 EUR

Close (prev. day) 23,155.50 EUR

Trading volume (m) -

Volume (pcs) -

Performance and Risk

	6m	1y	3y
Perf (%)	+19.73%	+39.16%	+59.02%
Perf (abs.)	+3,839.19	+6,556.00	+8,646.38
Beta	-	-	-
Volatility	9.66	10.68	14.68



Information about previous performance does not guarantee future performance.
Source: FactSet

Price data

Ø price 5 days Ø volume 5 days (pcs.)	23,348.53 EUR (0)
Ø price 30 days Ø volume 30 days (pcs.)	23,042.98 EUR (0)
Ø price 100 days Ø volume 100 days (pcs.)	21,958.27 EUR (0)
Ø price 250 days Ø volume 250 days (pcs.)	19,986.48 EUR (0)
YTD High date	23,589.16 EUR (2024/07/24)
YTD Low date	19,294.75 EUR (2024/01/04)
52 Weeks High date	23,589.16 EUR (2024/07/24)
52 Weeks Low date	16,057.72 EUR (2023/08/18)

Composition

Name  ISIN	Price	Diff %  Diff +/-	Performance 	Date Time	Turnover Pc.  Turnover Money 
BANCA TRANSILVANIA SA ROTLVAACNOR1	28.35	-0.18% -0.05		24/07/26 16:50:20	191,818 5,461,553.45
BRD - GROUPE SOCIETE GENE... ROBRDBACNOR2	22.30	3.72% 0.80		24/07/26 16:54:19	34,143 753,145.00
DIGI COMMUNICATIONS N.V. ... NL0012294474	62.00	-0.96% -0.60		24/07/26 16:59:15	13,375 830,194.60
FONDUL PROPRIETATEA RON0... ROFPTAACNOR5	0.407	0.74% 0.00		24/07/26 16:59:47	7,285,536 2,969,328.02
MED LIFE S.A RON0.25 ROMEDLACNOR6	5.79	0.35% 0.02		24/07/26 16:43:07	32,264 186,398.93
OMV PETROM S.A. RON0.1 ROSNPPACNOR9	0.789	1.02% 0.01		24/07/26 16:57:36	7,547,686 5,961,847.15
ONE UNITED PROPERTIES RON... ROJ8YZPDHWW8	0.852	0.24% 0.00		24/07/26 16:51:05	8,877,679 7,572,544.91
S.N. NUCLEARELECTRICA S.A... ROSNNEACNOR8	46.70	-0.53% -0.25		24/07/26 16:56:22	14,005 654,459.45
S.N.T.G.N. TRANSGAZ S.A R... ROTGNTACNOR8	25.20	0.40% 0.10		24/07/26 16:41:49	15,669 394,607.35
S.P.E.E.H. HIDROELECTRICA... RO4Q0Z5RO1B6	126.00	0.80% 1.00		24/07/26 16:56:08	25,875 3,259,870.80
SOCIETATEA ENERGETICA ELE... ROELECACNOR5	16.20	0.25% 0.04		24/07/26 16:40:31	12,792 206,999.80
SOCIETATEA NATL DE GAZE N... ROSNGNACNOR3	5.92	1.02% 0.06		24/07/26 16:50:21	172,560 1,013,708.38
TRANSELECTRICA SA RON10 ROTSELACNOR9	44.95	-3.33% -1.55		24/07/26 16:50:19	14,101 639,120.75
TRANSPORT TRADE SERVICES ... ROYCRRK66RD8	24.95	0.20% 0.05		24/07/26 16:50:19	15,442 384,039.45