

AUSTRIA ROTX(EUR)

ISIN: AT0000600473 WKN: -

Overview

2024/04/19 17:45:00

Price

21,082.58 EURDifference  -0.23% (-48.81)

General attributes

ISIN AT0000600473

Symbol -

Country Romania

Instruments in index 14

Type of index -

Security type Index

Market data

Open 21,130.97 EUR

High 21,217.80 EUR

Low 21,073.38 EUR

Close (prev. day) 21,131.39 EUR

Trading volume (m) -

Volume (pcs) -

Top 5

Name 	Price	+ - (%) 	Trend 
S.N. NUCLE...	48.45	+0.83	
OMV PETROM...	0.683	+0.37	

Intraday 1w 1m 6m 1y 3y

Flop 5

Name 	Price	+ - (%) 	Trend 
ONE UNITED...	0.915	-1.61	
MED LIFE S...	4.00	-1.48	
S.N.T.G.N....	19.10	-1.14	
TRANSELECT...	29.00	-1.02	
SOCIATEA...	13.20	-0.90	

Intraday 1w 1m 6m 1y 3y

Futures and Options

Related Futures -

Related Options -

5y







Information about previous performance does not guarantee future performance.

Source: FactSet

Recent research

on market

Date	Headline	Download 
2024/04/18	 CEE corporate bond rally	
2024/04/18	 Die Rally bei CEE-Corporate Bonds	
2024/04/15	 Parliamentary elections in Croatia	
2024/04/12	 Industrial Production Beats Expectations	
2024/04/11	 Less aggressive monetary easing to come	

Details

2024/04/19 17:45:00

Price

21,082.58 EURDifference  -0.23% (-48.81)

General attributes

ISIN AT0000600473

Symbol -

Country Romania

Security type Index

Instruments in index 14

Market data

Open 21,130.97 EUR

High 21,217.80 EUR

Low 21,073.38 EUR

Close (prev. day) 21,131.39 EUR

Trading volume (m) -

Volume (pcs) -

Performance and Risk

	6m	1y	3y
Perf (%)	+18.26%	+32.05%	+57.04%
Perf (abs.)	+3,255.99	+5,116.64	+7,657.95
Beta	-	-	-
Volatility	9.23	10.86	14.75



Information about previous performance does not guarantee future performance.

Source: FactSet

Price data

Ø price 5 days Ø volume 5 days (pcs.)	21,116.40 EUR (0)
Ø price 30 days Ø volume 30 days (pcs.)	21,027.07 EUR (0)
Ø price 100 days Ø volume 100 days (pcs.)	20,155.17 EUR (0)
Ø price 250 days Ø volume 250 days (pcs.)	18,199.49 EUR (0)
YTD High date	21,731.51 EUR (2024/04/08)
YTD Low date	19,294.75 EUR (2024/01/04)
52 Weeks High date	21,731.51 EUR (2024/04/08)
52 Weeks Low date	15,158.02 EUR (2023/06/23)

Composition

Name  ISIN	Price	Diff %  Diff +/-	Performance 	Date Time	Turnover Pc.  Turnover Money 
BANCA TRANSILVANIA SA ROTLVAACNOR1	28.30	-0.35% -0.10		24/04/19 16:59:57	292,875 8,313,190.35
BRD - GROUPE SOCIETE GENE... ROBRDBACNOR2	20.15	-0.25% -0.05		24/04/19 16:56:38	49,289 995,239.50
DIGI COMMUNICATIONS N.V. ... NL0012294474	55.40	-0.36% -0.20		24/04/19 16:56:09	22,856 1,280,227.40
FONDUL PROPRIETATEA RON0... ROFPTAACNOR5	0.5215	-0.19% -0.00		24/04/19 16:50:21	1,265,763 660,307.22
MED LIFE S.A RON0.25 ROMEDLACNOR6	4.00	-1.48% -0.06		24/04/19 16:56:09	31,680 128,398.13
OMV PETROM S.A. RON0.1 ROSNPPACNOR9	0.683	0.37% 0.00		24/04/19 16:59:37	9,356,375 6,398,979.77
ONE UNITED PROPERTIES RON... ROJ8YZPDHWW8	0.915	-1.61% -0.02		24/04/19 16:56:11	1,138,901 1,052,440.35
S.N. NUCLEARELECTRICA S.A... ROSNNEACNOR8	48.45	0.83% 0.40		24/04/19 16:57:44	17,718 852,189.55
S.N.T.G.N. TRANSGAZ S.A R... ROTGNTACNOR8	19.10	-1.14% -0.22		24/04/19 16:56:10	7,608 146,319.24
S.P.E.E.H. HIDROELECTRICA... RO4Q0Z5RO1B6	131.80	-0.15% -0.20		24/04/19 16:56:11	16,414 2,164,268.00
SOCIETATEA ENERGETICA ELE... ROELECACNOR5	13.20	-0.90% -0.12		24/04/19 16:50:19	56,352 739,385.22
SOCIETATEA NATL DE GAZE N... ROSNGNACNOR3	51.60	-0.39% -0.20		24/04/19 16:56:10	32,589 1,683,213.00
TRANSELECTRICA SA RON10 ROTSELACNOR9	29.00	-1.02% -0.30		24/04/19 16:56:10	3,214 93,803.25
TRANSPORT TRADE SERVICES ... ROYCRRK66RD8	26.40	-0.56% -0.15		24/04/19 16:56:11	5,978 158,350.70