

## AUSTRIA ROTX(EUR)

ISIN: **AT0000600473** WKN: -

## Overview

2024/04/18 17:45:00

Price

**21,131.39** EURDifference  -0.21% (-45.38)

## General attributes

ISIN	AT0000600473
Symbol	-
Country	Romania
Instruments in index	14
Type of index	-
Security type	Index

## Market data

Open	21,180.18 EUR
High	21,268.35 EUR
Low	21,130.97 EUR
Close (prev. day)	21,176.77 EUR
Trading volume (m)	-
Volume (pcs)	-

## Top 5

Name 	Price	+ - (%) 	Trend 
FONDUL PRO...	0.5225	+1.26	
BRD - GROU...	20.20	+0.75	
S.N. NUCLE...	48.05	+0.73	
SOCIATEA...	13.32	+0.60	
ONE UNITED...	0.93	+0.54	

Intraday 1w 1m 6m 1y 3y

## Flop 5

Name 	Price	+ - (%) 	Trend 
BANCA TRAN...	28.40	-1.22	
OMV PETROM...	0.6805	-0.66	
MED LIFE S...	4.06	-0.49	
TRANSPORT ...	26.55	-0.38	

Intraday 1w 1m 6m 1y 3y

## Futures and Options

Related Futures -

5y







Information about previous performance does not guarantee future performance.

Source: FactSet

## Recent research

## on market

Date	Headline	Download
2024/04/18	 CEE corporate bond rally	
2024/04/18	 Die Rally bei CEE-Corporate Bonds	
2024/04/15	 Parliamentary elections in Croatia	
2024/04/12	 Industrial Production Beats Expectations	
2024/04/11	 Less aggressive monetary easing to come	

**Related Options**

-

## Details

2024/04/18 17:45:00

Price

**21,131.39** EURDifference  -0.21% (-45.38)

## General attributes

ISIN AT0000600473

Symbol -

Country Romania

Security type Index

Instruments in index 14

## Market data

Open 21,180.18 EUR

High 21,268.35 EUR

Low 21,130.97 EUR

Close (prev. day) 21,176.77 EUR

Trading volume (m) -

Volume (pcs) -

## Performance and Risk

	6m	1y	3y
Perf (%)	+18.02%	+32.22%	+56.59%
Perf (abs.)	+3,226.47	+5,149.92	+7,636.31
Beta	-	-	-
Volatility	9.49	10.86	14.75



5y

Information about previous performance does not guarantee future performance.

Source: FactSet

## Price data

Ø price 5 days   Ø volume 5 days (pcs.)	21,130.81 EUR (0)
Ø price 30 days   Ø volume 30 days (pcs.)	21,007.66 EUR (0)
Ø price 100 days   Ø volume 100 days (pcs.)	20,145.30 EUR (0)
Ø price 250 days   Ø volume 250 days (pcs.)	18,177.13 EUR (0)
YTD High   date	21,731.51 EUR (2024/04/08)
YTD Low   date	19,294.75 EUR (2024/01/04)
52 Weeks High   date	21,731.51 EUR (2024/04/08)
52 Weeks Low   date	15,158.02 EUR (2023/06/23)

## Composition

Name  ISIN	Price	Diff %  Diff +/-	Performance 	Date Time	Turnover Pc.  Turnover Money 
BANCA TRANSILVANIA SA ROTLVAACNOR1	28.40	-1.22% -0.35		24/04/18 16:56:22	460,492 13,197,044.45
BRD - GROUPE SOCIETE GENE... ROBRDBACNOR2	20.20	0.75% 0.15		24/04/18 16:50:23	18,462 376,222.15
DIGI COMMUNICATIONS N.V. ... NL0012294474	55.60	0.00% 0.00		24/04/18 16:50:22	7,554 420,773.00
FONDUL PROPRIETATEA RON0... ROFPTAACNOR5	0.5225	1.26% 0.01		24/04/18 16:57:21	1,118,678 578,565.39
MED LIFE S.A RON0.25 ROMEDLACNOR6	4.06	-0.49% -0.02		24/04/18 16:50:26	26,114 106,339.53
OMV PETROM S.A. RON0.1 ROSNPPACNOR9	0.6805	-0.66% -0.00		24/04/18 16:56:25	3,154,989 2,154,200.61
ONE UNITED PROPERTIES RON... ROJ8YZPDHWW8	0.93	0.54% 0.01		24/04/18 16:50:22	543,245 506,068.09
S.N. NUCLEARELECTRICA S.A... ROSNNEACNOR8	48.05	0.73% 0.35		24/04/18 16:58:30	10,918 524,537.30
S.N.T.G.N. TRANSGAZ S.A R... ROTGNTACNOR8	19.32	0.52% 0.10		24/04/18 16:50:26	23,319 450,066.00
S.P.E.E.H. HIDROELECTRICA... RO4Q0Z5RO1B6	132.00	0.00% 0.00		24/04/18 16:50:22	298,527 39,406,629.80
SOCIETATEA ENERGETICA ELE... ROELECACNOR5	13.32	0.60% 0.08		24/04/18 16:53:55	33,210 439,521.58
SOCIETATEA NATL DE GAZE N... ROSNGNACNOR3	51.80	0.00% 0.00		24/04/18 16:50:27	20,142 1,046,646.40
TRANSELECTRICA SA RON10 ROTSELACNOR9	29.30	0.51% 0.15		24/04/18 16:40:36	4,236 123,729.50
TRANSPORT TRADE SERVICES ... ROYCRRK66RD8	26.55	-0.38% -0.10		24/04/18 16:50:26	10,301 275,607.45