

AUSTRIA ROTX(EUR)

ISIN: AT0000600473 WKN: -

Overview

2023/06/02 17:45:00

Price

15,426.72 EURDifference  -0.19% (-29.91)

General attributes

ISIN	AT0000600473
Symbol	-
Country	Romania
Instruments in index	14
Type of index	-
Security type	Index

Market data

Open	15,462.55 EUR
High	15,529.00 EUR
Low	15,406.82 EUR
Close (prev. day)	15,456.63 EUR
Trading volume (m)	-
Volume (pcs)	-

Top 5

Name	Price	+ - (%)	Trend
ERSTE GROU...	31.48	+1.64	
TRANSPORT ...	13.55	+0.37	

Intraday 1w 1m 6m 1y 3y

Flop 5

Name	Price	+ - (%)	Trend
TERAPLAST ...	0.531	-3.63	
DIGI COMMU...	34.60	-3.62	
SOCIATEA...	8.22	-3.29	
ONE UNITED...	0.948	-2.17	
MED LIFE S...	18.58	-1.80	

Intraday 1w 1m 6m 1y 3y

Futures and Options

Related Futures	-
Related Options	-

5y













Information about previous performance does not guarantee future performance.

Source: FactSet

Recent research

on market

Date	Headline	Download
2023/05/31	 Corporate Credit Monitor CEE	
2023/05/31	 Corporate Credit Monitor CEE (DE)	
2023/05/31	 CEE Special Report REPowering CEE	
2023/05/30	 Weaker business sentiment in May	
2023/05/29	 1Q23 GDP structure will be released	

Details

2023/06/02 17:45:00

Price

15,426.72 EURDifference  -0.19% (-29.91)

General attributes

ISIN AT0000600473

Symbol -

Country Romania

Security type Index

Instruments in index 14

Market data

Open 15,462.55 EUR

High 15,529.00 EUR

Low 15,406.82 EUR

Close (prev. day) 15,456.63 EUR

Trading volume (m) -

Volume (pcs) -

Performance and Risk

	6m	1y	3y
Perf (%)	+0.03%	-1.39%	+43.46%
Perf (abs.)	+4.92	-217.77	+4,673.33
Beta	-	-	-
Volatility	13.84	15.08	15.67



5y

Information about previous performance does not guarantee future performance.

Source: FactSet

Price data

Ø price 5 days Ø volume 5 days (pcs.)	15,503.19 EUR (0)
Ø price 30 days Ø volume 30 days (pcs.)	15,647.44 EUR (0)
Ø price 100 days Ø volume 100 days (pcs.)	15,668.98 EUR (0)
Ø price 250 days Ø volume 250 days (pcs.)	15,452.90 EUR (0)
YTD High date	16,042.06 EUR (2023/04/20)
YTD Low date	14,903.57 EUR (2023/01/03)
52 Weeks High date	16,877.57 EUR (2022/08/19)
52 Weeks Low date	13,523.85 EUR (2022/10/13)

Composition

Name  ISIN	Price	Diff %  Diff +/-	Performance 	Date Time	Turnover Pc.  Turnover Money 
BANCA TRANSILVANIA SA ROTLVAACNOR1	18.76	-0.69% -0.13		23/06/02 16:52:29	427,510 8,065,705.11
BRD - GROUPE SOCIETE GENE... ROBRDBACNOR2	12.04	-0.50% -0.06		23/06/02 16:50:08	81,387 990,373.58
DIGI COMMUNICATIONS N.V. ... NL0012294474	34.60	-3.62% -1.30		23/06/02 16:50:07	6,743 235,100.40
ERSTE GROUP BANK AG AT0000652011	155.00	1.64% 2.50	█	23/06/02 16:37:00	1,382 212,435.65
MED LIFE S.A RON0.25 ROMEDLACNOR6	18.58	-1.80% -0.34		23/06/02 16:52:15	33,136 626,249.18
OMV PETROM S.A. RON0.1 ROSNPPACNOR9	0.495	-0.40% -0.00		23/06/02 16:52:56	4,422,918 2,176,812.49
ONE UNITED PROPERTIES RON... ROJ8YZPDHWW8	0.948	-2.17% -0.02		23/06/02 16:42:16	2,070,213 1,994,676.57
S.N. NUCLEARELECTRICA S.A... ROSNNEACNOR8	50.80	-1.17% -0.60		23/06/02 16:59:30	97,125 4,944,160.80
S.N.T.G.N. TRANSGAZ S.A R... ROTGNTACNOR8	15.40	0.00% 0.00		23/06/02 16:52:53	87,618 1,362,177.62
SC FONDUL PROPRIETATEA RO... ROFPTAACNOR5	2.025	-0.25% -0.01		23/06/02 16:54:21	2,486,283 5,035,960.66
SOCIETATEA ENERGETICA ELE... ROELECACNOR5	8.22	-3.29% -0.28		23/06/02 16:55:30	113,331 939,474.19
SOCIETATEA NATL DE GAZE N... ROSNGNACNOR3	40.50	-0.25% -0.10		23/06/02 16:50:12	51,784 2,101,123.65
TERAPLAST SA RON0.1 ROTRPLACNOR7	0.531	-3.63% -0.02		23/06/02 16:50:12	1,379,240 736,278.02
TRANSPORT TRADE SERVICES ... ROYCRRK66RD8	13.55	0.37% 0.05	█	23/06/02 16:50:09	196,323 2,690,567.85