

## SIMON PROPERTY GROUP INC.

ISIN: **US8288061091** WKN: **828806109**

## Overview

2024/06/21 08:00:33

Price  
135.85 EURDifference  -0.18% (-0.25)

## General attributes

ISIN	US8288061091
Symbol	SPG
Exchange	Munich
Currency	EUR
Sector	Other
Security type	Stock
Market cap (m)	44,496 EUR
Benchmark	S&P 500

## Market data

Bid (Bid size)	-
Ask (Ask size)	-
Open	135.85 EUR
High	135.85 EUR
Low	135.85 EUR
Close (prev. day)	136.10 EUR
VWAP	141.00 EUR
Volume (pcs)	0
Trading volume	0.00
Number of trades	2
Last size	0

## Futures and Options










Related Futures	-
Related Options	-

5y



Information about previous performance does not guarantee future performance.  
Source: FactSet

## Recent research

on sector		on market	
Date		Headline	Download
2024/06/21		Equity Weekly	
2024/06/21		Global Equity Ratings	
2024/06/21		Aktienempfehlungen Global	
2024/06/14		Equity Weekly	
2024/06/14		Global Equity Ratings	

## Details

2024/06/21 08:00:33

## Price

135.85 EUR

Difference 📉 -0.18% (-0.25)

## General attributes

ISIN	US8288061091
Symbol	SPG
Exchange	Munich
Currency	EUR
Sector	Other
Security type	Stock
Market cap (m)	44,496 EUR
Benchmark	S&P 500

## Market data

Bid (Bid size)	-
Ask (Ask size)	-
Open	135.85 EUR
High	135.85 EUR
Low	135.85 EUR
Close (prev. day)	136.10 EUR
VWAP	141.00 EUR
Volume (pcs)	0
Trading volume	0.00
Number of trades	2
Last size	0

## Performance and Risk

	6m	1y	3y
Perf (%)	+4.66%	+34.64%	+28.16%
Perf (abs.)	+6.05	+34.95	+29.85
Beta	0.94	0.96	1.07
Volatility	19.59	20.84	27.57

5y



Information about previous performance does not guarantee future performance.  
Source: FactSet

## Price data

Ø price 5 days   Ø volume 5 days (pcs.)	136.83 EUR (0)
Ø price 30 days   Ø volume 30 days (pcs.)	137.41 EUR (1)
Ø price 100 days   Ø volume 100 days (pcs.)	136.19 EUR (6)
Ø price 250 days   Ø volume 250 days (pcs.)	121.63 EUR (2)
YTD High   date	143.60 EUR (2024/03/22)
YTD Low   date	125.85 EUR (2024/02/05)
52 Weeks High   date	143.60 EUR (2024/03/22)
52 Weeks Low   date	97.90 EUR (2023/10/09)

## Arbitrage views

Exchange <span>📍</span>	Date	Time	Price	Trading volume (mio.)	Number of trades
Vienna Stock Exchange	2024/06/21	17:32	136.40 EUR	0.00	2
Tradegate	2024/06/21	22:26	136.65 EUR	0.00	2
Stuttgart	2024/06/21	21:53	136.25 EUR	0.00	7
NYSE	2024/06/21	22:00	146.16 USD	371.01	24,210
Munich	2024/06/21	08:00	135.85 EUR	0.00	2

	06/21					
London Stock Exchange	2024/ 06/12	15:49	153.67 USD	0.06		1
Hanover	2024/ 06/21	08:01	135.90 EUR	0.00		3
Frankfurt	2024/ 06/21	15:29	136.15 EUR	0.00		5
Euronext Milan MTF Trading After Hours	-	-	-	0.00		-
Euronext Milan MTF Global Equity Market	2024/ 06/21	17:44	136.20 EUR	0.00		1
Duesseldorf	2024/ 06/21	08:10	135.80 EUR	0.00		3
Berlin	2024/ 06/21	08:08	135.85 EUR	0.00		3

## Company profile

### Company Logo



### Contact Details

SIMON PROPERTY GROUP INC.

--

West Washington Street 225 46204  
Indianapolis, IN

Telefon: +1-317-6361600

Fax: +1-317-6857222

E-mail: [IRContact@simon.com](mailto:IRContact@simon.com)

### Company Profile

-

### Members of Management Board

Daniel Smith	Member of Board of Directors
Al Hubbard	Member of Board of Directors
Eli Simon	Member of Board of Directors
Gary Rodkin	Member of Board of Directors
Glyn Aepfel	Member of Board of Directors
Herbert Simon	Member of Board of Directors
Larry Glasscock	Member of Board of Directors
Marta Stewart	Member of Board of Directors
Nina Jones	Member of Board of Directors
Peggy Roe	Member of Board of Directors
Randall Lewis	Member of Board of Directors
Reuben Leibowitz	Member of Board of Directors
Richard Sokolov	Member of Board of Directors
Stefan Selig	Member of Board of Directors
David Simon	Chairman of Managing Board
Brian J. McDade	Member of Executive Committee
Donald G. Frey	Member of Executive Committee
John Rulli	Member of Executive Committee
Kevin M. Kelly	Member of Executive Committee
Steven E. Fivel	Member of Executive Committee