

MARUBENI CORP

ISIN: JP3877600001 WKN: 8002

Overview

2024/06/07 19:31:19

Price

17.492 EUR

Difference  1.64% (0.28)

General attributes

ISIN	JP3877600001
Symbol	8002
Exchange	Duesseldorf
Currency	EUR
Sector	Commerce
Security type	Stock
Market cap (m)	29,275 EUR
Benchmark	NIKKEI 225

Market data

Bid (Bid size)	-
Ask (Ask size)	-
Open	17.352 EUR
High	17.492 EUR
Low	17.342 EUR
Close (prev. day)	17.21 EUR
VWAP	-
Volume (pcs)	0
Trading volume	0.00
Number of trades	7
Last size	0

Futures and Options











Related Futures	-
Related Options	-

5y



Information about previous performance does not guarantee future performance.
Source: FactSet

Recent research

on sector		on market	
Date		Headline	Download
2024/05/31		Equity Weekly	
2024/05/29		Global Equity Ratings	
2024/05/29		Aktienempfehlungen Global	
2024/04/26		Global Equity Ratings	
2024/04/26		Aktienempfehlungen Global	

Details

2024/06/07 19:31:19

Price

17.492 EUR

Difference ▲ 1.64% (0.28)

General attributes

ISIN	JP3877600001
Symbol	8002
Exchange	Duesseldorf
Currency	EUR
Sector	Commerce
Security type	Stock
Market cap (m)	29,275 EUR
Benchmark	NIKKEI 225

Market data

Bid (Bid size)	-
Ask (Ask size)	-
Open	17.352 EUR
High	17.492 EUR
Low	17.342 EUR
Close (prev. day)	17.21 EUR
VWAP	-
Volume (pcs)	0
Trading volume	0.00
Number of trades	7
Last size	0

Performance and Risk

	6m	1y	3y
Perf (%)	+21.26%	+24.41%	+133.63%
Perf (abs.)	+3.07	+3.43	+10.01
Beta	0.92	1.03	0.96
Volatility	25.51	28.05	31.47

5y



Information about previous performance does not guarantee future performance.
Source: FactSet

Price data

Ø price 5 days Ø volume 5 days (pcs.)	17.514 EUR (36)
Ø price 30 days Ø volume 30 days (pcs.)	17.622 EUR (58)
Ø price 100 days Ø volume 100 days (pcs.)	16.114 EUR (23)
Ø price 250 days Ø volume 250 days (pcs.)	15.360 EUR (35)
YTD High date	18.404 EUR (2024/05/27)
YTD Low date	14.100 EUR (2024/01/03)
52 Weeks High date	18.404 EUR (2024/05/27)
52 Weeks Low date	13.470 EUR (2023/10/23)

Arbitrage views

Exchange ⊕	Date	Time	Price	Trading volume (mio.)	Number of trades
Tradegate	2024/06/07	22:26	17.58 EUR	0.03	16
Tokyo Stock Exchange	2024/06/07	08:00	2,961.50 JPY	70.72	4,518
Stuttgart	2024/06/07	08:15	17.234 EUR	0.00	3
Munich	2024/06/07	08:10	17.418 EUR	0.00	1
Frankfurt	2024/06/07	16:45	17.642 EUR	0.01	1

	07					
FINRA other OTC Issues	2024/06/ 07	20:01	19.00 USD	0.02		17
Duesseldorf	2024/06/ 07	19:31	17.492 EUR	0.00		7
Berlin	2024/06/ 07	08:10	17.394 EUR	0.00		3

Company profile

Company Logo

Marubeni

Company Profile

-

Contact Details

MARUBENI

--

4-2, Ohtemachi 1-chome 100-8088 Chiyoda-ku, Tokyo

Telefon: +81 3 3282 2111

Fax: +81 3 3282 4241

E-mail: -