

## MARUBENI CORP

ISIN: JP3877600001 WKN: 8002

## Overview

2024/05/14 19:31:10

Price  
17.606 EURDifference  -1.60% (-0.29)

## General attributes

ISIN	JP3877600001
Symbol	8002
Exchange	Duesseldorf
Currency	EUR
Sector	Commerce
Security type	Stock
Market cap (m)	29,787 EUR
Benchmark	NIKKEI 225

## Market data

Bid (Bid size)	-
Ask (Ask size)	-
Open	17.604 EUR
High	17.748 EUR
Low	17.604 EUR
Close (prev. day)	17.892 EUR
VWAP	-
Volume (pcs)	0
Trading volume	0.00
Number of trades	7
Last size	0

## Futures and Options







Related Futures	-
Related Options	-

5y



Information about previous performance does not guarantee future performance.  
Source: FactSet

## Recent research

on sector		on market	
Date		Headline	Download
2024/04/26		Global Equity Ratings	
2024/04/26		Aktienempfehlungen Global	
2024/04/03		Global Equity Ratings	
2024/04/03		Aktienempfehlungen Global	
2024/03/13		Global Equity Ratings	

## Details

2024/05/14 19:31:10

## Price

17.606 EUR

Difference 📉 -1.60% (-0.29)

## General attributes

ISIN	JP3877600001
Symbol	8002
Exchange	Duesseldorf
Currency	EUR
Sector	Commerce
Security type	Stock
Market cap (m)	29,787 EUR
Benchmark	NIKKEI 225

## Market data

Bid (Bid size)	-
Ask (Ask size)	-
Open	17.604 EUR
High	17.748 EUR
Low	17.604 EUR
Close (prev. day)	17.892 EUR
VWAP	-
Volume (pcs)	0
Trading volume	0.00
Number of trades	7
Last size	0

## Performance and Risk

	6m	1y	3y
Perf (%)	+21.80%	+34.60%	+152.16%
Perf (abs.)	+3.15	+4.53	+10.62
Beta	0.91	1.07	0.97
Volatility	25.39	29.58	31.66

5y



Information about previous performance does not guarantee future performance.  
Source: FactSet

## Price data

Ø price 5 days   Ø volume 5 days (pcs.)	17.664 EUR (40)
Ø price 30 days   Ø volume 30 days (pcs.)	16.502 EUR (14)
Ø price 100 days   Ø volume 100 days (pcs.)	15.517 EUR (18)
Ø price 250 days   Ø volume 250 days (pcs.)	15.094 EUR (37)
YTD High   date	18.210 EUR (2024/05/10)
YTD Low   date	14.100 EUR (2024/01/03)
52 Weeks High   date	18.210 EUR (2024/05/10)
52 Weeks Low   date	12.765 EUR (2023/05/17)

## Arbitrage views

Exchange <span>📍</span>	Date	Time	Price	Trading volume (mio.)	Number of trades
Tradegate	2024/05/14	22:26	17.89 EUR	0.39	48
Tokyo Stock Exchange	2024/05/14	08:00	2,996.50 JPY	183.34	7,381
Stuttgart	2024/05/14	08:03	17.492 EUR	0.00	3
Munich	2024/05/14	08:13	17.916 EUR	0.00	2
Frankfurt	2024/05/14	16:02	17.95 EUR	0.02	2

	14					
FINRA other OTC Issues	2024/05/ 14	21:29	19.624 USD	0.03		18
Duesseldorf	2024/05/ 14	19:31	17.606 EUR	0.00		7
Berlin	2024/05/ 14	08:13	17.73 EUR	0.00		2

## Company profile

### Company Logo

**Marubeni**

### Company Profile

-

### Contact Details

MARUBENI

--

4-2, Ohtemachi 1-chome 100-8088 Chiyoda-ku, Tokyo

Telefon: +81 3 3282 2111

Fax: +81 3 3282 4241

E-mail: -