

## MARUBENI CORP

ISIN: JP3877600001 WKN: 8002

## Overview

2024/04/30 19:30:59

Price

16.59 EUR

Difference  2.12% (0.34)

## General attributes

ISIN	JP3877600001
Symbol	8002
Exchange	Duesseldorf
Currency	EUR
Sector	Commerce
Security type	Stock
Market cap (m)	28,372 EUR
Benchmark	NIKKEI 225

## Market data

Bid (Bid size)	-
Ask (Ask size)	-
Open	16.548 EUR
High	16.59 EUR
Low	16.51 EUR
Close (prev. day)	16.246 EUR
VWAP	-
Volume (pcs)	0
Trading volume	0.00
Number of trades	5
Last size	0

## Futures and Options

Related Futures	-
Related Options	-









5y



Information about previous performance does not guarantee future performance.

Source: FactSet

## Recent research

on sector		on market	
Date		Headline	Download
2024/04/26		Global Equity Ratings	
2024/04/26		Aktienempfehlungen Global	
2024/04/03		Global Equity Ratings	
2024/04/03		Aktienempfehlungen Global	
2024/03/13		Global Equity Ratings	

## Details

2024/04/30 19:30:59

## Price

16.59 EUR

Difference ▲ 2.12% (0.34)

## General attributes

ISIN	JP3877600001
Symbol	8002
Exchange	Duesseldorf
Currency	EUR
Sector	Commerce
Security type	Stock
Market cap (m)	28,372 EUR
Benchmark	NIKKEI 225

## Market data

Bid (Bid size)	-
Ask (Ask size)	-
Open	16.548 EUR
High	16.59 EUR
Low	16.51 EUR
Close (prev. day)	16.246 EUR
VWAP	-
Volume (pcs)	0
Trading volume	0.00
Number of trades	5
Last size	0

## Performance and Risk

	6m	1y	3y
Perf (%)	+22.71%	+27.03%	+143.15%
Perf (abs.)	+3.07	+3.53	+9.77
Beta	0.95	1.08	0.97
Volatility	23.15	28.42	31.75

5y



Information about previous performance does not guarantee future performance.  
Source: FactSet

## Price data

Ø price 5 days   Ø volume 5 days (pcs.)	16.20 EUR (20)
Ø price 30 days   Ø volume 30 days (pcs.)	15.96 EUR (10)
Ø price 100 days   Ø volume 100 days (pcs.)	15.21 EUR (17)
Ø price 250 days   Ø volume 250 days (pcs.)	14.93 EUR (37)
YTD High   date	16.65 EUR (2024/04/15)
YTD Low   date	14.10 EUR (2024/01/03)
52 Weeks High   date	17.00 EUR (2023/06/22)
52 Weeks Low   date	12.47 EUR (2023/05/02)

## Arbitrage views

Exchange <span>⊕</span>	Date	Time	Price	Trading volume (mio.)	Number of trades
Tradegate	2024/04/30	22:26	16.704 EUR	0.04	15
Tokyo Stock Exchange	2024/05/01	08:00	2,847.50 JPY	171.67	11,688
Stuttgart	2024/04/30	15:37	16.508 EUR	0.01	5
Munich	2024/04/30	08:00	16.75 EUR	0.00	1
Frankfurt	2024/04/30	16:56	16.704 EUR	0.02	3

	30					
FINRA other OTC Issues	2024/05/01	20:58	18.234 USD	0.05		20
Duesseldorf	2024/04/30	19:30	16.59 EUR	0.00		5
Berlin	2024/04/30	08:04	16.678 EUR	0.00		2

## Company profile

### Company Logo

**Marubeni**

### Company Profile

-

### Contact Details

MARUBENI

--

4-2, Ohtemachi 1-chome 100-8088 Chiyoda-ku, Tokyo

Telefon: +81 3 3282 2111

Fax: +81 3 3282 4241

E-mail: -