

AFFIMED N.V.

ISIN: NL0015001ZQ0

WKN: N01045207

Overview

2024/07/22 08:01:41

Price
4.64 EURDifference  -3.33% (-0.16)

General attributes

ISIN	NL0015001ZQ0
Symbol	AFMD
Exchange	Frankfurt
Currency	EUR
Sector	Chemical / Pharmaceutical / Health
Security type	Stock
Market cap (m)	72 EUR
Benchmark	AMSTERDAM EXCHANGES INDEX

Market data

Bid (Bid size)	-
Ask (Ask size)	-
Open	4.64 EUR
High	4.64 EUR
Low	4.64 EUR
Close (prev. day)	4.80 EUR
VWAP	4.80 EUR
Volume (pcs)	0
Trading volume	0.00
Number of trades	2
Last size	0

Futures and Options









Related Futures	-
Related Options	-

5y



Information about previous performance does not guarantee future performance.
Source: FactSet

Recent research

on sector		on market	
Date		Headline	Download
2024/07/15		Aktienempfehlungen Global	
2024/07/12		Global Equity Ratings	
2024/07/09		Aktienempfehlungen Österreich	
2024/06/24		Aktienempfehlungen Österreich	
2024/06/21		Global Equity Ratings	

Details

2024/07/22 08:01:41

Price

4.64 EUR

Difference ▼ -3.33% (-0.16)

General attributes

ISIN	NL0015001ZQ0
Symbol	AFMD
Exchange	Frankfurt
Currency	EUR
Sector	Chemical / Pharmaceutical / Health
Security type	Stock
Market cap (m)	72 EUR
Benchmark	AMSTERDAM EXCHANGES INDEX

Market data

Bid (Bid size)	-
Ask (Ask size)	-
Open	4.64 EUR
High	4.64 EUR
Low	4.64 EUR
Close (prev. day)	4.80 EUR
VWAP	4.80 EUR
Volume (pcs)	0
Trading volume	0.00
Number of trades	2
Last size	0

Performance and Risk

	6m	1y	3y
Perf (%)	-10.77%	-15.02%	-91.87%
Perf (abs.)	-0.56	-0.82	-52.46
Beta	0.69	0.49	0.81
Volatility	124.58	113.42	94.76

5y



Information about previous performance does not guarantee future performance.
Source: FactSet

Price data

Ø price 5 days Ø volume 5 days (pcs.)	4.81 EUR (80)
Ø price 30 days Ø volume 30 days (pcs.)	5.17 EUR (106)
Ø price 100 days Ø volume 100 days (pcs.)	5.09 EUR (208)
Ø price 250 days Ø volume 250 days (pcs.)	4.77 EUR (377)
YTD High date	7.09 EUR (2024/01/02)
YTD Low date	3.64 EUR (2024/05/30)
52 Weeks High date	7.09 EUR (2024/01/02)
52 Weeks Low date	2.91 EUR (2023/10/30)

Arbitrage views

Exchange ⊕	Date	Time	Price	Trading volume (mio.)	Number of trades
Tradegate	2024/07/22	22:26	4.74 EUR	0.00	3
Stuttgart	2024/07/22	18:06	4.64 EUR	0.00	6
Nasdaq	2024/07/22	22:00	5.155 USD	0.36	1,005
Munich	2024/07/22	08:02	4.80 EUR	0.00	2
London Stock	2022/12/	15:31	11.40 USD	0.01	1

Exchange	28					
Frankfurt	2024/07/22	08:01	4.64 EUR	0.00		2
Duesseldorf	2024/07/22	19:31	4.67 EUR	0.00		7
Berlin	2024/07/22	08:03	4.65 EUR	0.00		3

Company profile

Company Logo



Company Profile

-

Contact Details

AFFIMED N. V.

--

Telefon: -

Fax: -

E-mail: -