

## WOODSIDE ENERGY GROUP LTD.

ISIN: **AU0000224040** WKN: **WPL**

## Overview

2024/08/16 10:32:24

Price  
15.62 EURDifference  2.32% (0.35)

## General attributes

ISIN	AU0000224040
Symbol	WDS
Exchange	Stuttgart
Currency	EUR
Sector	Energy / Commodities
Security type	Stock
Market cap (m)	29,875 EUR
Benchmark	ASX ALL ORDINARIES INDEX

## Market data

Bid (Bid size)	- (0)
Ask (Ask size)	- (0)
Open	15.672 EUR
High	15.672 EUR
Low	15.62 EUR
Close (prev. day)	15.266 EUR
VWAP	-
Volume (pcs)	0
Trading volume	0.00
Number of trades	4
Last size	0

## Futures and Options








Related Futures	-
Related Options	1,352

5y



Information about previous performance does not guarantee future performance.  
Source: FactSet

## Recent research

on sector			
Date		Headline	Download
2024/08/13		Aktienempfehlungen Österreich	
2024/08/12		Global Equity Ratings	
2024/08/12		Aktienempfehlungen Global	
2024/08/09		Equity Weekly	
2024/08/02		Equity Weekly	

## Details

2024/08/16 10:32:24

## Price

15.62 EUR

Difference ▲ 2.32% (0.35)

## General attributes

ISIN	AU0000224040
Symbol	WDS
Exchange	Stuttgart
Currency	EUR
Sector	Energy / Commodities
Security type	Stock
Market cap (m)	29,875 EUR
Benchmark	ASX ALL ORDINARIES INDEX

## Market data

Bid (Bid size)	- (0)
Ask (Ask size)	- (0)
Open	15.672 EUR
High	15.672 EUR
Low	15.62 EUR
Close (prev. day)	15.266 EUR
VWAP	-
Volume (pcs)	0
Trading volume	0.00
Number of trades	4
Last size	0

## Performance and Risk

	6m	1y	3y
Perf (%)	-15.38%	-30.58%	+19.35%
Perf (abs.)	-2.84	-6.88	+2.53
Beta	0.70	0.76	0.89
Volatility	26.61	27.94	37.96

5y



Information about previous performance does not guarantee future performance.  
Source: FactSet

## Price data

Ø price 5 days   Ø volume 5 days (pcs.)	15.33 EUR (237)
Ø price 30 days   Ø volume 30 days (pcs.)	16.58 EUR (382)
Ø price 100 days   Ø volume 100 days (pcs.)	17.05 EUR (426)
Ø price 250 days   Ø volume 250 days (pcs.)	18.66 EUR (447)
YTD High   date	19.66 EUR (2024/02/07)
YTD Low   date	14.88 EUR (2024/08/06)
52 Weeks High   date	23.20 EUR (2023/09/06)
52 Weeks Low   date	14.88 EUR (2024/08/06)

## Arbitrage views

Exchange <span>⊕</span>	Date	Time	Price	Trading volume (mio.)	Number of trades
Tradegate	2024/08/16	22:26	15.722 EUR	0.06	23
Stuttgart	2024/08/16	10:32	15.62 EUR	0.00	4
Munich	2024/08/16	08:12	15.706 EUR	0.00	2
London Stock Exchange	2024/08/16	17:35	1,332.00 GBp	28.12	113
Frankfurt	2024/	15:25	15.46 EUR	0.00	4

	08/16					
FINRA other OTC Issues	2024/08/14	15:55	15.5101 USD	0.01		4
Duesseldorf	2024/08/16	19:30	15.582 EUR	0.00		6
Berlin	2024/08/16	08:08	15.706 EUR	0.00		3
Australian Securities Exchange	2024/08/16	08:10	26.12 AUD	169.69		18,552

## Company profile

### Company Logo



### Contact Details

WOODSIDE ENERGY GROUP

--

Mount Street 11 6000 Perth

Telefon: +61 8 9348 4000

Fax: -

E-mail: [companyinfo@woodside.com.au](mailto:companyinfo@woodside.com.au)

### Company Profile

-

#### Members of Management Board

Šacky Connolly Member of Executive Committee

Šeg OŠNeill Member of Executive Committee

Daniel Kalms Member of Executive Committee

Fiona Hick Member of Executive Committee

Mark Abbotsford Member of Executive Committee

Shaun Gregory Member of Executive Committee

Sherry Duhe Member of Executive Committee

Tom Ridshill-Smith Member of Executive Committee

#### Board of directors

Richard Goyder Chairman of Supervisory Board

Christopher Haynes Member of Supervisory Board

Sarah Ryan Member of Supervisory Board

Ann Pickard Member of Supervisory Board

Benjamin Wyatt Member of Supervisory Board

Frank Cooper Member of Supervisory Board

Gene Tilbrook Member of Supervisory Board

Ian Macfarlane Member of Supervisory Board

Larry Archibald Member of Supervisory Board

Swee Chen Goh Member of Supervisory Board