

DENA CO LTD

ISIN: JP3548610009

WKN: 2432

Overview

2024/08/21 08:00:00

Price
1,707.50 JPYDifference  -2.21% (-38.50)

General attributes

ISIN	JP3548610009
Symbol	2432
Exchange	Tokyo Stock Exchange
Currency	JPY
Sector	-
Security type	Stock
Market cap (m)	1,290 EUR
Benchmark	NIKKEI 225

Market data

Bid (Bid size)	1,704.50 JPY (100)
Ask (Ask size)	1,707.50 JPY (1,100)
Open	1,714.50 JPY
High	1,733.50 JPY
Low	1,702.00 JPY
Close (prev. day)	1,746.00 JPY
VWAP	1,713.1408 JPY
Volume (pcs)	1,175,700
Trading volume	20,141,396.50
Number of trades	3,533
Last size	142,500

Futures and Options











Related Futures	-
Related Options	-

5y



Information about previous performance does not guarantee future performance.
Source: FactSet

Recent research

on market		
Date	Headline	Download
2024/08/12	 Global Equity Ratings	
2024/08/12	 Aktienempfehlungen Global	
2024/02/22	 Aktienempfehlungen Global	
2024/02/22	 Global Equity Ratings	
2023/10/27	 Global Equity Ratings	

Details

2024/08/21 08:00:00

Price
1,707.50 JPY

Difference ▼ -2.21% (-38.50)

General attributes

ISIN	JP3548610009
Symbol	2432
Exchange	Tokyo Stock Exchange
Currency	JPY
Sector	-
Security type	Stock
Market cap (m)	1,290 EUR
Benchmark	NIKKEI 225

Market data

Bid (Bid size)	1,704.50 JPY (100)
Ask (Ask size)	1,707.50 JPY (1,100)
Open	1,714.50 JPY
High	1,733.50 JPY
Low	1,702.00 JPY
Close (prev. day)	1,746.00 JPY
VWAP	1,713.1408 JPY
Volume (pcs)	1,175,700
Trading volume	20,141,396.50
Number of trades	3,533
Last size	142,500

Performance and Risk

	6m	1y	3y
Perf (%)	+35.46%	+15.76%	-9.80%
Perf (abs.)	+447.00	+232.50	-185.50
Beta	0.87	0.71	0.65
Volatility	53.27	43.22	33.07

5y



Information about previous performance does not guarantee future performance.
Source: FactSet

Price data

Ø price 5 days Ø volume 5 days (pcs.)	1,697.70 JPY (2,524,420)
Ø price 30 days Ø volume 30 days (pcs.)	1,568.42 JPY (1,043,967)
Ø price 100 days Ø volume 100 days (pcs.)	1,549.38 JPY (913,993)
Ø price 250 days Ø volume 250 days (pcs.)	1,494.47 JPY (951,139)
YTD High date	1,769.00 JPY (2024/08/20)
YTD Low date	1,213.50 JPY (2024/02/16)
52 Weeks High date	1,769.00 JPY (2024/08/20)
52 Weeks Low date	1,213.50 JPY (2024/02/16)

Arbitrage views

Exchange ⊕	Date	Time	Price	Trading volume (mio.)	Number of trades
Tradegate	2024/08/21	12:29	10.40 EUR	0.01	1
Tokyo Stock Exchange	2024/08/21	08:00	1,707.50 JPY	20.14	3,533
Stuttgart	2024/08/21	08:11	10.40 EUR	0.00	1
Munich	2024/08/21	08:02	10.60 EUR	0.00	1
Frankfurt	2024/08/21	08:14	10.20 EUR	0.00	1

	21					
FINRA other OTC Issues	2024/08/13	15:31	10.50 USD	0.01		1
Duesseldorf	2024/08/21	16:30	10.10 EUR	0.00		4
Berlin	2024/08/21	16:30	10.40 EUR	0.00		5

Company profile

Company Logo



Company Profile

-

Contact Details

DENA CO LTD

--

Telefon: -

Fax: -

E-mail: -