

AFFIMED N.V.

ISIN: NL0015001ZQ0

WKN: N01045207

Overview

2024/05/24 08:23:15

Price
4.42 EURDifference  -2.43% (-0.11)

General attributes

ISIN	NL0015001ZQ0
Symbol	AFMD
Exchange	Munich
Currency	EUR
Sector	Chemical / Pharmaceutical / Health
Security type	Stock
Market cap (m)	59 EUR
Benchmark	AMSTERDAM EXCHANGES INDEX

Market data

Bid (Bid size)	-
Ask (Ask size)	-
Open	4.42 EUR
High	4.42 EUR
Low	4.42 EUR
Close (prev. day)	4.53 EUR
VWAP	6.25 EUR
Volume (pcs)	0
Trading volume	0.00
Number of trades	2
Last size	0

Futures and Options

Related Futures	-
Related Options	-









5y



Information about previous performance does not guarantee future performance.

Source: FactSet

Recent research

on sector		on market	
Date		Headline	Download
2024/05/17		Equity Weekly	
2024/05/13		Aktienempfehlungen Österreich	
2024/05/10		Equity Weekly	
2024/04/29		Aktienempfehlungen Österreich	
2024/04/26		Global Equity Ratings	

Details

2024/05/24 08:23:15

Price

4.42 EUR

 Difference ▼ -2.43% (-0.11)

General attributes

ISIN	NL0015001ZQ0
Symbol	AFMD
Exchange	Munich
Currency	EUR
Sector	Chemical / Pharmaceutical / Health
Security type	Stock
Market cap (m)	59 EUR
Benchmark	AMSTERDAM EXCHANGES INDEX

Market data

Bid (Bid size)	-
Ask (Ask size)	-
Open	4.42 EUR
High	4.42 EUR
Low	4.42 EUR
Close (prev. day)	4.53 EUR
VWAP	6.25 EUR
Volume (pcs)	0
Trading volume	0.00
Number of trades	2
Last size	0

Performance and Risk

	6m	1y	3y
Perf (%)	-0.90%	-51.72%	-94.33%
Perf (abs.)	-0.04	-4.74	-73.48
Beta	0.51	0.67	0.80
Volatility	98.89	85.36	73.68



Information about previous performance does not guarantee future performance.
Source: FactSet

Price data

Ø price 5 days Ø volume 5 days (pcs.)	4.69 EUR (0)
Ø price 30 days Ø volume 30 days (pcs.)	4.90 EUR (0)
Ø price 100 days Ø volume 100 days (pcs.)	5.20 EUR (27)
Ø price 250 days Ø volume 250 days (pcs.)	4.96 EUR (27)
YTD High date	6.56 EUR (2024/01/02)
YTD Low date	4.29 EUR (2024/03/19)
52 Weeks High date	9.15 EUR (2023/05/25)
52 Weeks Low date	3.07 EUR (2023/11/15)

Arbitrage views

Exchange	Date	Time	Price	Trading volume (mio.)	Number of trades
Tradegate	2024/05/24	22:26	3.83 EUR	0.05	23
Stuttgart	2024/05/24	19:38	3.96 EUR	0.00	7
Nasdaq	2024/05/24	22:00	4.19 USD	0.83	1,325
Munich	2024/05/24	08:23	4.42 EUR	0.00	2
London Stock	2022/12/	15:31	11.40 USD	0.01	1

Exchange	28					
Frankfurt	2024/05/ 24	16:19	4.15 EUR	0.00		3
Duesseldorf	2024/05/ 24	19:31	3.99 EUR	0.00		7
Berlin	2024/05/ 24	08:16	4.30 EUR	0.00		2

Company profile

Company Logo



Company Profile

-

Contact Details

AFFIMED N. V.

--

Telefon: -

Fax: -

E-mail: -