

## ALIBABA GROUP HOLDING LTD. SP. ADR

ISIN: **US01609W1027** WKN: **01609W102**

## Overview

2024/07/16 08:04:44

Price

71.10 EUR

Difference  -1.80% (-1.30)

## General attributes

|                |                              |
|----------------|------------------------------|
| ISIN           | US01609W1027                 |
| Symbol         | BABA                         |
| Exchange       | Berlin                       |
| Currency       | EUR                          |
| Sector         | IT-Technology                |
| Security type  | Stock                        |
| Market cap (m) | 157,664 EUR                  |
| Benchmark      | MSCI WORLD INDEX (STRD, UHD) |

## Market data

|                   |                 |
|-------------------|-----------------|
| Bid (Bid size)    | 71.80 EUR (660) |
| Ask (Ask size)    | 71.90 EUR (660) |
| Open              | 71.10 EUR       |
| High              | 71.10 EUR       |
| Low               | 71.10 EUR       |
| Close (prev. day) | 72.40 EUR       |
| VWAP              | -               |
| Volume (pcs)      | 0               |
| Trading volume    | 0.00            |
| Number of trades  | 1               |
| Last size         | 0               |

## Futures and Options










|                 |    |
|-----------------|----|
| Related Futures | 15 |
| Related Options | -  |

5y



Information about previous performance does not guarantee future performance.  
Source: FactSet

## Recent research

| on instrument |   | on sector                 |   |
|---------------|---|---------------------------|---|
| Date          |   | Headline                  | Download  |
| 2024/07/15    |  | Aktienempfehlungen Global |  |
| 2024/07/12    |  | Global Equity Ratings     |  |
| 2024/06/21    |  | Global Equity Ratings     |  |
| 2024/06/21    |  | Aktienempfehlungen Global |  |
| 2024/06/14    |  | Global Equity Ratings     |  |

## Details

2024/07/16 08:04:44

### Price

71.10 EUR

**Difference** ▼ -1.80% (-1.30)

### General attributes

|                |                              |
|----------------|------------------------------|
| ISIN           | US01609W1027                 |
| Symbol         | BABA                         |
| Exchange       | Berlin                       |
| Currency       | EUR                          |
| Sector         | IT-Technology                |
| Security type  | Stock                        |
| Market cap (m) | 157,664 EUR                  |
| Benchmark      | MSCI WORLD INDEX (STRD, UHD) |

### Market data

|                   |                 |
|-------------------|-----------------|
| Bid (Bid size)    | 71.80 EUR (660) |
| Ask (Ask size)    | 71.90 EUR (660) |
| Open              | 71.10 EUR       |
| High              | 71.10 EUR       |
| Low               | 71.10 EUR       |
| Close (prev. day) | 72.40 EUR       |
| VWAP              | -               |
| Volume (pcs)      | 0               |
| Trading volume    | 0.00            |
| Number of trades  | 1               |
| Last size         | 0               |

### Performance and Risk

|             | 6m      | 1y      | 3y      |
|-------------|---------|---------|---------|
| Perf (%)    | +11.13% | -14.32% | -60.57% |
| Perf (abs.) | +7.25   | -12.10  | -111.20 |
| Beta        | 1.04    | 1.20    | 1.44    |
| Volatility  | 37.17   | 34.01   | 53.08   |

5y



Information about previous performance does not guarantee future performance.  
Source: FactSet

### Price data

|   |                        |
|---|------------------------|
| Ø price 5 days   Ø volume 5 days (pcs.)     | 70.98 EUR (1)          |
| Ø price 30 days   Ø volume 30 days (pcs.)   | 70.15 EUR (34)         |
| Ø price 100 days   Ø volume 100 days (pcs.) | 70.27 EUR (28)         |
| Ø price 250 days   Ø volume 250 days (pcs.) | 73.55 EUR (37)         |
| YTD High   date                             | 80.80 EUR (2024/05/20) |
| YTD Low   date                              | 61.00 EUR (2024/01/17) |
| 52 Weeks High   date                        | 91.70 EUR (2023/08/10) |
| 52 Weeks Low   date                         | 61.00 EUR (2024/01/17) |

### All listings for ALIBABA GROUP HOLDING LTD. SP. ADR

| Exchange              | Date       | Time  | Price      | Trading volume (mio.) | Number of trades |
|-----------------------|------------|-------|------------|-----------------------|------------------|
| Xetra                 | 2024/07/16 | 16:05 | 71.90 EUR  | 0.84                  | 2                |
| Vienna Stock Exchange | 2024/07/16 | 15:30 | 71.10 EUR  | 0.00                  | 4                |
| Tradegate             | 2024/07/16 | 16:04 | 71.80 EUR  | 0.76                  | 125              |
| Stuttgart             | 2024/07/16 | 13:23 | 71.20 EUR  | 0.00                  | 5                |
| SIX Swiss Exchange    | 2023/08/   | 17:36 | 160.00 CHF | 0.00                  | 1                |

|                       |            |       |            |        |  |        |
|-----------------------|------------|-------|------------|--------|--|--------|
|                       | 21         |       |            |        |  |        |
| SIX Swiss Exchange    | 2024/06/17 | 17:36 | 72.00 USD  | 0.00   |  | 1      |
| NYSE                  | 2024/07/16 | 16:05 | 78.235 USD | 180.98 |  | 24,941 |
| Munich                | 2024/07/16 | 09:25 | 71.10 EUR  | 0.00   |  | 1      |
| London Stock Exchange | 2024/07/16 | 15:35 | 77.01 USD  | 0.00   |  | 8      |
| Hanover               | 2024/07/16 | 08:21 | 71.30 EUR  | 0.00   |  | 1      |
| Hamburg               | 2024/07/16 | 08:21 | 71.30 EUR  | 0.00   |  | 1      |
| Frankfurt             | 2024/07/16 | 16:01 | 72.00 EUR  | 0.15   |  | 21     |
| Duesseldorf           | 2024/07/16 | 16:00 | 71.60 EUR  | 0.00   |  | 3      |
| Berlin                | 2024/07/16 | 08:04 | 71.10 EUR  | 0.00   |  | 1      |

## Company profile

### Company Logo



### Contact Details

ALIBABA GROUP HOLDING LTD.

--

969 West Wen Yi Road, Yu Hang District -  
311121 Hangzhou

Telefon: +86-571-8502-2088

Fax: +86-571-8656-1717

E-mail: [alibaba@service.alibaba.com](mailto:alibaba@service.alibaba.com)

### Company Profile

-

#### Members of Management Board

Eddie Wu Chairman of Managing Board

Fan Jiang Member of Executive Committee

J. Michael Evans Member of Executive Committee

Jane Jiang Member of Executive Committee

Joseph C. Tsai Member of Executive Committee

Lin Wan Member of Executive Committee

Luyuan Fan Member of Executive Committee

Maggie Wei Wu Member of Executive Committee

Sara Yu Member of Executive Committee

Sara Yu Member of Executive Committee

Toby Xu Member of Executive Committee

Trudy Shan Dai Member of Executive Committee

Yongfu Yu Member of Executive Committee

Zeming Wu Member of Executive Committee

#### Board of directors

Chung Hsin Tsai Chairman of Supervisory Board

Weijian Shan Member of Supervisory Board

Chih Yuan Yang Member of Supervisory Board

John Evans Member of Supervisory Board

Kabir Misra Member of Supervisory Board

Kong-Ping Ng Member of Supervisory Board

Wan Ling Martello Member of Supervisory Board

Wei Wu Member of Supervisory Board

Yun-Lien Lee Member of Supervisory Board