

SOUTHERN CROSS MEDIA GROUP LTD.

ISIN: AU000000SXL4 WKN: SXL

Overview

2024/07/18 08:12:58

Price
0.344 EURDifference  -6.01% (-0.02)

General attributes

ISIN	AU000000SXL4
Symbol	SXL
Exchange	Frankfurt
Currency	EUR
Sector	Media / Entertainment / Recreation
Security type	Stock
Market cap (m)	88 EUR
Benchmark	ASX ALL ORDINARIES INDEX

Market data

Bid (Bid size)	0.352 EUR (71,000)
Ask (Ask size)	0.38 EUR (66,000)
Open	0.344 EUR
High	0.344 EUR
Low	0.344 EUR
Close (prev. day)	0.366 EUR
VWAP	0.63 EUR
Volume (pcs)	0
Trading volume	0.00
Number of trades	1
Last size	0








Futures and Options

Related Futures	-
Related Options	-



Information about previous performance does not guarantee future performance.
Source: FactSet

Recent research

on sector			
Date		Headline	Download
2024/07/15		Aktienempfehlungen Global	
2024/07/12		Global Equity Ratings	
2024/07/09		Aktienempfehlungen Österreich	
2024/06/28		Equity Weekly	
2024/06/24		Aktienempfehlungen Österreich	

Details

2024/07/18 08:12:58

Price

0.344 EUR

 Difference ▼ -6.01% (-0.02)

General attributes

ISIN	AU000000SXL4
Symbol	SXL
Exchange	Frankfurt
Currency	EUR
Sector	Media / Entertainment / Recreation
Security type	Stock
Market cap (m)	88 EUR
Benchmark	ASX ALL ORDINARIES INDEX

Market data

Bid (Bid size)	0.352 EUR (71,000)
Ask (Ask size)	0.38 EUR (66,000)
Open	0.344 EUR
High	0.344 EUR
Low	0.344 EUR
Close (prev. day)	0.366 EUR
VWAP	0.63 EUR
Volume (pcs)	0
Trading volume	0.00
Number of trades	1
Last size	0

Performance and Risk

	6m	1y	3y
Perf (%)	-34.05%	-35.79%	-71.18%
Perf (abs.)	-0.19	-0.20	-0.90
Beta	0.27	0.51	1.17
Volatility	35.90	40.43	43.29



Information about previous performance does not guarantee future performance.
Source: FactSet

Price data

Ø price 5 days Ø volume 5 days (pcs.)	0.367 EUR (0)
Ø price 30 days Ø volume 30 days (pcs.)	0.378 EUR (0)
Ø price 100 days Ø volume 100 days (pcs.)	0.486 EUR (0)
Ø price 250 days Ø volume 250 days (pcs.)	0.513 EUR (1,187)
YTD High date	0.610 EUR (2024/01/31)
YTD Low date	0.350 EUR (2024/06/28)
52 Weeks High date	0.630 EUR (2023/11/17)
52 Weeks Low date	0.350 EUR (2024/06/28)

Arbitrage views

Exchange <input type="checkbox"/>	Date	Time	Price	Trading volume (mio.)	Number of trades
Tradegate	2024/07/17	22:02	0.38 EUR	0.00	1
Stuttgart	2024/07/18	08:08	0.36 EUR	0.00	1
Munich	2024/07/18	08:11	0.376 EUR	0.00	1
Frankfurt	2024/07/18	08:12	0.344 EUR	0.00	1
Duesseldorf	2024/07/18	09:30	0.358 EUR	0.00	2

	18					
Berlin	2024/07/18	08:13	0.36 EUR	0.00		1
Australian Securities Exchange	2024/07/18	08:10	0.595 AUD	0.35		882

Company profile

Company Logo



Company Profile

-

Contact Details

SOUTHERN CROSS MEDIA GROUP

--

Level 15, Martin Place 1 2000 Sydney, NSW

Telefon: +61-2-82329440

Fax: +61-2-82324713

E-mail: -