

## GL EVENTS SA

ISIN: FR0000066672

WKN: 6667

## Overview

2024/08/09 17:08:50

Price  
18.42 EURDifference  -0.43% (-0.08)

## General attributes

ISIN	FR0000066672
Symbol	GLO
Exchange	Stuttgart
Currency	EUR
Sector	Media / Entertainment / Recreation
Security type	Stock
Market cap (m)	561 EUR
Benchmark	CAC 40 INDEX

## Market data

Bid (Bid size)	- (0)
Ask (Ask size)	- (0)
Open	18.46 EUR
High	18.56 EUR
Low	18.34 EUR
Close (prev. day)	18.50 EUR
VWAP	-
Volume (pcs)	0
Trading volume	0.00
Number of trades	13
Last size	0

## Futures and Options









Related Futures	-
Related Options	-



5y

Information about previous performance does not guarantee future performance.  
Source: FactSet

## Recent research

	on sector	on market	
Date		Headline	Download
2024/08/09		Equity Weekly	
2024/07/29		Aktienempfehlungen Österreich	
2024/07/24		Global Equity Ratings	
2024/07/24		Aktienempfehlungen Global	
2024/07/15		Aktienempfehlungen Global	

## Details

2024/08/09 17:08:50

## Price

18.42 EUR

Difference ▼ -0.43% (-0.08)

## General attributes

ISIN	FR0000066672
Symbol	GLO
Exchange	Stuttgart
Currency	EUR
Sector	Media / Entertainment / Recreation
Security type	Stock
Market cap (m)	561 EUR
Benchmark	CAC 40 INDEX

## Market data

Bid (Bid size)	- (0)
Ask (Ask size)	- (0)
Open	18.46 EUR
High	18.56 EUR
Low	18.34 EUR
Close (prev. day)	18.50 EUR
VWAP	-
Volume (pcs)	0
Trading volume	0.00
Number of trades	13
Last size	0

## Performance and Risk

	6m	1y	3y
Perf (%)	-11.01%	+4.19%	+28.81%
Perf (abs.)	-2.28	+0.74	+4.12
Beta	1.16	1.21	1.13
Volatility	31.37	31.53	37.13



Information about previous performance does not guarantee future performance.  
Source: FactSet

## Price data

Ø price 5 days   Ø volume 5 days (pcs.)	18.41 EUR (0)
Ø price 30 days   Ø volume 30 days (pcs.)	17.45 EUR (5)
Ø price 100 days   Ø volume 100 days (pcs.)	18.53 EUR (3)
Ø price 250 days   Ø volume 250 days (pcs.)	18.39 EUR (7)
YTD High   date	23.15 EUR (2024/02/22)
YTD Low   date	16.04 EUR (2024/07/02)
52 Weeks High   date	23.15 EUR (2024/02/22)
52 Weeks Low   date	14.94 EUR (2023/10/26)

## All listings for GL EVENTS SA

Exchange	Date	Time	Price	Trading volume (mio.)	Number of trades
Stuttgart	2024/08/09	17:08	18.42 EUR	0.00	13
Munich	2024/08/09	08:11	18.82 EUR	0.00	1
London Stock Exchange	2023/09/29	17:41	16.32 EUR	0.01	1
Frankfurt	2024/08/09	08:06	18.56 EUR	0.00	2
FINRA other OTC	2022/07/	19:18	18.40 USD	0.04	1

Issues	27						
Euronext Paris	2024/08/09	17:35	18.72	EUR	0.09		109
Duesseldorf	2024/08/09	08:12	18.54	EUR	0.00		2

## Company profile

### Company Logo



### Company Profile

-

### Contact Details

GL EVENTS

--

----

Telefon: -

Fax: -

E-mail: -