

HENNES & MAURITZ AB 'B'

ISIN: SE0000106270 WKN: 5687431

Overview

2024/07/11 18:27:30

Price

16.305 USD

Difference  -8.76% (-1.57)

General attributes

ISIN	SE0000106270
Symbol	HM B
Exchange	FINRA other OTC Issues
Currency	USD
Sector	Commerce
Security type	Stock
Market cap (m)	20,004 EUR
Benchmark	OMX STOCKHOLM 30 INDEX

Market data

Bid (Bid size)	-
Ask (Ask size)	-
Open	16.305 USD
High	16.305 USD
Low	16.305 USD
Close (prev. day)	17.87 USD
VWAP	16.250158 USD
Volume (pcs)	560
Trading volume	9,130.80
Number of trades	2
Last size	280

Futures and Options

Related Futures	43
Related Options	-











5y



Information about previous performance does not guarantee future performance.

Source: FactSet

Recent research

on instrument		on sector	
Date		Headline	Download
2022/05/04		Global Equity Ratings	
2022/05/04		Aktienempfehlungen Global	
2022/04/27		Global Equity Ratings	
2022/04/27		Aktienempfehlungen Global	
2022/04/14		Global Equity Ratings	

Details

2024/07/11 18:27:30

Price

16.305 USD

Difference 📉 -8.76% (-1.57)

General attributes

ISIN	SE0000106270
Symbol	HM B
Exchange	FINRA other OTC Issues
Currency	USD
Sector	Commerce
Security type	Stock
Market cap (m)	20,004 EUR
Benchmark	OMX STOCKHOLM 30 INDEX

Market data

Bid (Bid size)	-
Ask (Ask size)	-
Open	16.305 USD
High	16.305 USD
Low	16.305 USD
Close (prev. day)	17.87 USD
VWAP	16.250158 USD
Volume (pcs)	560
Trading volume	9,130.80
Number of trades	2
Last size	280

Performance and Risk

	6m	1y	3y
Perf (%)	-	-	-
Perf (abs.)	-	-	-
Beta	1.02	1.10	1.16
Volatility	28.27	30.21	41.67

5y



Information about previous performance does not guarantee future performance.

Source: FactSet

Price data

Ø price 5 days Ø volume 5 days (pcs.)	- USD (1,691)
Ø price 30 days Ø volume 30 days (pcs.)	17.561 USD (470)
Ø price 100 days Ø volume 100 days (pcs.)	15.937 USD (270)
Ø price 250 days Ø volume 250 days (pcs.)	15.729 USD (393)
YTD High date	18.270 USD (2024/06/18)
YTD Low date	13.589 USD (2024/03/01)
52 Weeks High date	18.270 USD (2024/06/18)
52 Weeks Low date	13.310 USD (2023/10/25)

Arbitrage views

Exchange 📍	Date	Time	Price	Trading volume (mio.)	Number of trades
Xetra	2024/07/25	16:09	13.92 EUR	0.00	3
Tradegate	2024/07/26	22:26	14.175 EUR	0.04	12
Stuttgart	2024/07/26	13:56	14.165 EUR	0.00	9
SIX Swiss Exchange	2024/04/02	06:35	18.195 CHF	0.00	1
Nasdaq Stockholm	2024/	18:00	165.95 SEK	256.28	3,327

	07/26					
Munich	2024/ 07/26	08:04	14.11 EUR	0.00		1
London Stock Exchange European Trade Reporting	2024/ 07/26	17:25	165.60 SEK	0.00		1
Hanover	2024/ 07/26	08:01	14.125 EUR	0.00		3
Hamburg	2024/ 07/26	08:01	14.125 EUR	0.00		3
Frankfurt	2024/ 07/26	14:31	14.175 EUR	0.00		1
FINRA other OTC Issues	2024/ 07/11	18:27	16.305 USD	0.01		2
Duesseldorf	2024/ 07/26	19:31	14.10 EUR	0.00		7
Berlin	2024/ 07/26	08:08	14.12 EUR	0.00		3

Company profile

Company Logo



Contact Details

H&M HENNES & MAURITZ AB

--

Mäster Samuelsgatan 46A - 106 38
Stockholm

Telefon: +46-8-796-55-00

Fax: +

E-mail: info@hm.com

Company Profile

-

Members of Management Board

Daniel Erver Chairman of Managing Board

Adam Karlsson Member of Executive Committee

Ellen Svanström Member of Executive Committee

Board of directors

Karl-Johan Erling Persson Chairman of Supervisory Board

Danica Jensfelt Member of Supervisory Board

Agneta Gustafsson Member of Supervisory Board

Anders Gunnar Dahlvig Member of Supervisory Board

Christian Sievert Member of Supervisory Board

Christina Synnergren Member of Supervisory Board

Hans Nilsson Member of Supervisory Board

Helena Ildiko Saxon Member of Supervisory Board

Keith Barker Member of Supervisory Board

Lena Margareta Patriksson Keller Member of Supervisory Board

Sofia Almbrandt Member of Supervisory Board

Stina Honkamaa Bergfors Member of Supervisory Board

Therese Nordström Member of Supervisory Board

Tim Gahnström Member of Supervisory Board