

HENNES & MAURITZ AB 'B'

ISIN: SE0000106270 WKN: 5687431

Overview

2024/07/11 18:27:30

Price
16.305 USDDifference  -8.76% (-1.57)

General attributes

ISIN	SE0000106270
Symbol	HM B
Exchange	FINRA other OTC Issues
Currency	USD
Sector	Commerce
Security type	Stock
Market cap (m)	21,040 EUR
Benchmark	OMX STOCKHOLM 30 INDEX

Market data

Bid (Bid size)	-
Ask (Ask size)	-
Open	16.305 USD
High	16.305 USD
Low	16.305 USD
Close (prev. day)	17.87 USD
VWAP	16.250158 USD
Volume (pcs)	280
Trading volume	4,565.40
Number of trades	1
Last size	280

Futures and Options








Related Futures	48
Related Options	-

5y



Information about previous performance does not guarantee future performance.
Source: FactSet

Recent research

on instrument		on sector	
Date		Headline	Download
2022/05/04		Global Equity Ratings	
2022/05/04		Aktienempfehlungen Global	
2022/04/27		Global Equity Ratings	
2022/04/27		Aktienempfehlungen Global	
2022/04/14		Global Equity Ratings	

Details

2024/07/11 18:27:30

Price

16.305 USD

Difference  -8.76% (-1.57)

General attributes

ISIN	SE0000106270
Symbol	HM B
Exchange	FINRA other OTC Issues
Currency	USD
Sector	Commerce
Security type	Stock
Market cap (m)	21,040 EUR
Benchmark	OMX STOCKHOLM 30 INDEX

Market data

Bid (Bid size)	-
Ask (Ask size)	-
Open	16.305 USD
High	16.305 USD
Low	16.305 USD
Close (prev. day)	17.87 USD
VWAP	16.250158 USD
Volume (pcs)	280
Trading volume	4,565.40
Number of trades	1
Last size	280

Performance and Risk

	6m	1y	3y
Perf (%)	-	-	-
Perf (abs.)	-	-	-
Beta	1.10	1.10	1.17
Volatility	28.27	30.44	41.96

5y



Information about previous performance does not guarantee future performance.

Source: FactSet

Price data

Ø price 5 days Ø volume 5 days (pcs.)	16.305 USD (1,747)
Ø price 30 days Ø volume 30 days (pcs.)	17.561 USD (470)
Ø price 100 days Ø volume 100 days (pcs.)	15.937 USD (270)
Ø price 250 days Ø volume 250 days (pcs.)	15.729 USD (394)
YTD High date	18.270 USD (2024/06/18)
YTD Low date	13.589 USD (2024/03/01)
52 Weeks High date	18.270 USD (2024/06/18)
52 Weeks Low date	13.310 USD (2023/10/25)

Arbitrage views

Exchange 	Date	Time	Price	Trading volume (mio.)	Number of trades
Xetra	2024/07/16	17:18	14.85 EUR	0.00	3
Tradegate	2024/07/16	20:28	14.85 EUR	0.01	8
Stuttgart	2024/07/16	10:30	14.715 EUR	0.00	3
SIX Swiss Exchange	2024/04/02	06:35	18.195 CHF	0.00	1
Nasdaq Stockholm	2024/	18:00	171.65 SEK	211.29	2,895

	07/16					
Munich	2024/ 07/16	08:08	15.005 EUR	0.00		1
London Stock Exchange European Trade Reporting	2024/ 07/16	17:25	171.40 SEK	0.00		2
Hanover	2024/ 07/16	08:48	14.89 EUR	0.00		1
Hamburg	2024/ 07/16	08:21	14.905 EUR	0.00		1
Frankfurt	2024/ 07/16	08:04	14.91 EUR	0.00		1
FINRA other OTC Issues	2024/ 07/11	18:27	16.305 USD	0.00		1
Duesseldorf	2024/ 07/16	19:32	14.77 EUR	0.00		5
Berlin	2024/ 07/16	08:08	14.83 EUR	0.00		1

Company profile

Company Logo



Contact Details

H&M HENNES & MAURITZ AB

--

Mäster Samuelsgatan 46A - 106 38
Stockholm

Telefon: +46-8-796-55-00

Fax: +

E-mail: info@hm.com

Company Profile

-

Members of Management Board

Daniel Erver	Chairman of Managing Board
Adam Karlsson	Member of Executive Committee
Ellen Svanström	Member of Executive Committee

Board of directors

Karl-Johan Erling Persson	Chairman of Supervisory Board
Danica Jensfelt	Member of Supervisory Board
Agneta Gustafsson	Member of Supervisory Board
Anders Gunnar Dahlvig	Member of Supervisory Board
Christian Sievert	Member of Supervisory Board
Christina Synnergren	Member of Supervisory Board
Hans Nilsson	Member of Supervisory Board
Helena Ildiko Saxon	Member of Supervisory Board
Keith Barker	Member of Supervisory Board
Lena Margareta Patriksson Keller	Member of Supervisory Board
Sofia Almbrandt	Member of Supervisory Board
Stina Honkamaa Bergfors	Member of Supervisory Board
Therese Nordström	Member of Supervisory Board
Tim Gahnström	Member of Supervisory Board