

HENNES & MAURITZ AB 'B'

ISIN: SE0000106270 WKN: 5687431

Overview

2024/04/03 21:26:38

Price

15.7376 USD

Difference  -6.55% (-1.10)

General attributes

ISIN	SE0000106270
Symbol	HM B
Exchange	FINRA other OTC Issues
Currency	USD
Sector	Commerce
Security type	Stock
Market cap (m)	20,675 EUR
Benchmark	OMX STOCKHOLM 30 INDEX

Market data

Bid (Bid size)	-
Ask (Ask size)	-
Open	15.7376 USD
High	15.7376 USD
Low	15.7376 USD
Close (prev. day)	16.84 USD
VWAP	15.7376 USD
Volume (pcs)	2,000
Trading volume	31,475.20
Number of trades	1
Last size	2,000

Futures and Options

Related Futures	42
Related Options	-










5y



Information about previous performance does not guarantee future performance.

Source: FactSet

Recent research

on instrument		on sector	
Date		Headline	Download
2022/05/04		Global Equity Ratings	
2022/05/04		Aktienempfehlungen Global	
2022/04/27		Global Equity Ratings	
2022/04/27		Aktienempfehlungen Global	
2022/04/14		Global Equity Ratings	

Details

2024/04/03 21:26:38

Price

15.7376 USD

Difference  -6.55% (-1.10)

General attributes

ISIN	SE0000106270
Symbol	HM B
Exchange	FINRA other OTC Issues
Currency	USD
Sector	Commerce
Security type	Stock
Market cap (m)	20,675 EUR
Benchmark	OMX STOCKHOLM 30 INDEX

Market data

Bid (Bid size)	-
Ask (Ask size)	-
Open	15.7376 USD
High	15.7376 USD
Low	15.7376 USD
Close (prev. day)	16.84 USD
VWAP	15.7376 USD
Volume (pcs)	2,000
Trading volume	31,475.20
Number of trades	1
Last size	2,000

Performance and Risk

	6m	1y	3y
Perf (%)	-	-	-
Perf (abs.)	-	-	-
Beta	1.16	1.08	1.15
Volatility	39.12	36.58	42.08

5y



Information about previous performance does not guarantee future performance.

Source: FactSet

Price data

Ø price 5 days Ø volume 5 days (pcs.)	15.7376 USD (400)
Ø price 30 days Ø volume 30 days (pcs.)	14.6933 USD (363)
Ø price 100 days Ø volume 100 days (pcs.)	15.6801 USD (628)
Ø price 250 days Ø volume 250 days (pcs.)	15.1354 USD (372)
YTD High date	16.9000 USD (2024/03/27)
YTD Low date	13.5890 USD (2024/03/01)
52 Weeks High date	17.7600 USD (2023/12/20)
52 Weeks Low date	12.8275 USD (2023/06/01)

Arbitrage views

Exchange 	Date	Time	Price	Trading volume (mio.)	Number of trades
Xetra	2024/04/18	17:35	14.21 EUR	0.01	6
Tradegate	2024/04/19	15:42	14.61 EUR	0.03	12
Stuttgart	2024/04/19	14:05	14.56 EUR	0.00	7
SIX Swiss Exchange	2024/04/02	06:35	18.195 CHF	0.00	1

Nasdaq Stockholm	2024/ 04/19	17:12	170.95 SEK	155.43	3,244
Munich	2024/ 04/19	08:14	14.515 EUR	0.00	1
London Stock Exchange European Trade Reporting	2024/ 04/19	09:00	169.25 SEK	0.00	1
Hanover	2024/ 04/19	08:05	14.42 EUR	0.00	1
Hamburg	2024/ 04/19	08:00	14.415 EUR	0.00	1
Frankfurt	2024/ 04/19	08:05	14.42 EUR	0.00	1
FINRA other OTC Issues	2024/ 04/03	21:26	15.7376 USD	0.03	1
Duesseldorf	2024/ 04/19	16:31	14.635 EUR	0.00	4
Berlin	2024/ 04/19	08:08	14.395 EUR	0.00	1

Company profile

Company Logo



Contact Details

H&M HENNES & MAURITZ AB

--

Mäster Samuelsgatan 46A - 106 38
Stockholm

Telefon: +46-8-796-55-00

Fax: +46-8-20-99-19

E-mail: info@hm.com

Company Profile

-

Members of Management Board

Daniel Erver	Chairman of Managing Board
Adam Karlsson	Member of Executive Committee
Ellen Svanström	Member of Executive Committee

Board of directors

Karl-Johan Erling Persson	Chairman of Supervisory Board
Danica Jensfelt	Member of Supervisory Board
Agneta Gustafsson	Member of Supervisory Board
Anders Gunnar Dahlvig	Member of Supervisory Board
Christian Sievert	Member of Supervisory Board
Erica Wiking Hager	Member of Supervisory Board
Hampus Glanzelius	Member of Supervisory Board
Ingrid Godin	Member of Supervisory Board
Lena Margareta Patriksson Keller	Member of Supervisory Board
Louise Wikholm	Member of Supervisory Board
Margareta Welinder	Member of Supervisory Board
Niklas Mårten Zennström	Member of Supervisory Board
Stina Honkamaa Bergfors	Member of Supervisory Board
Tim Gahnström	Member of Supervisory Board