

AEX ALL-SHARE INDEX

ISIN: NL0000249100 WKN: -

Overview

2024/07/18 18:05:02

Price

1,221.34 EURDifference  -0.41% (-4.99)

General attributes

ISIN	NL0000249100
Symbol	-
Country	-
Instruments in index	122
Type of index	-
Security type	Index

Market data

Open	1,226.35 EUR
High	1,238.40 EUR
Low	1,220.78 EUR
Close (prev. day)	1,226.33 EUR
Trading volume (m)	-
Volume (pcs)	-

Top 5

Name 	Price	+ - (%) 	Trend 
VIVORYON T...	2.44	+17.87	
AGILITY RE...	0.059	+5.36	
FASTNED B...	17.52	+4.41	
CORBION N...	20.68	+3.87	
FUGRO N.V.	25.04	+3.30	

Intraday 1w 1m 6m 1y 3y

Flop 5

Name 	Price	+ - (%) 	Trend 
EASE2PAY N...	0.56	-6.04	
ALMUNDA PR...	1.21	-5.47	
BENEVOLENT...	0.57	-5.00	
BE SEMICON...	148.65	-4.53	
DGB GROUP ...	0.70	-3.85	

Intraday 1w 1m 6m 1y 3y



5y

Information about previous performance does not guarantee future performance.

Source: FactSet

Futures and Options

Related Futures -

Related Options -

Details

2024/07/18 18:05:02

Price

1,221.34 EUR

Difference

**-0.41%** (-4.99)

General attributes

ISIN NL0000249100

Symbol -

Country -

Security type Index

Instruments in index 122

Market data

Open 1,226.35 EUR

High 1,238.40 EUR

Low 1,220.78 EUR

Close (prev. day) 1,226.33 EUR

Trading volume (m) -

Volume (pcs) -

Performance and Risk

	6m	1y	3y
Perf (%)	+15.64%	+16.77%	+16.54%
Perf (abs.)	+165.19	+175.41	+173.38
Beta	-	-	-
Volatility	12.24	11.73	17.10



5y

Information about previous performance does not guarantee future performance.

Source: FactSet

Price data

Ø price 5 days Ø volume 5 days (pcs.)	1,249.71 EUR (0)
Ø price 30 days Ø volume 30 days (pcs.)	1,252.34 EUR (0)
Ø price 100 days Ø volume 100 days (pcs.)	1,213.93 EUR (0)
Ø price 250 days Ø volume 250 days (pcs.)	1,109.37 EUR (0)
YTD High date	1,281.55 EUR (2024/07/15)
YTD Low date	1,038.90 EUR (2024/01/17)
52 Weeks High date	1,281.55 EUR (2024/07/15)
52 Weeks Low date	956.88 EUR (2023/10/23)






Composition

Name ISIN	Price	Diff % Diff +/-	Performance	Date Time	Turnover Pc. Turnover Money
AALBERTS N.V. NL0000852564	40.84	0.34% 0.14		24/07/18 17:35:08	113,706 3,363,345.00
ABN AMRO BANK N.V. DR EAC... NL0011540547	16.43	2.85% 0.46	█	24/07/18 17:36:20	2,506,918 40,894,427.00
ACCSYS TECHNOLOGIES PLC GB00BQQFX454	0.651	0.93% 0.01		24/07/18 17:35:15	20,800 13,570.00
ACOMO NV NL0000313286	17.76	0.34% 0.06		24/07/18 17:35:08	5,881 104,177.00
ADYEN NV NL0012969182	1,144.20	1.06% 12.00	█	24/07/18 17:35:28	55,640 64,099,324.00
AEDIFICA NV BE0003851681	60.60	1.42% 0.85	█	24/07/18 17:37:52	45,516 2,753,468.00
AEGON N.V. BMG0112X1056	5.80	0.24% 0.01		24/07/18 17:38:43	3,188,000 18,479,895.00
AFC AJAX N.V. NL0000018034	10.35	0.98% 0.10		24/07/18 17:35:10	1,024 10,575.00
AGILITY REAL ESTATE INC. VGG885761061	0.059	5.36% 0.00	█	24/07/18 09:00:18	2,000 118.00
AIR FRANCE-KLM SA FR001400J770	8.342	0.46% 0.04		24/07/18 17:35:19	1,291,369 10,822,393.00
AKZO NOBEL N.V. NL0013267909	58.62	0.55% 0.32		24/07/18 17:35:20	473,322 27,761,494.00
ALFEN NV EUR0.10 NL0012817175	17.59	-2.87% -0.52		24/07/18 17:35:09	319,842 5,666,206.00
ALLFUNDS GROUP PLC EUR0.0... GB00BNTJ3546	5.305	1.05% 0.06	█	24/07/18 17:39:29	544,528 2,885,683.00
ALMUNDA PROFESSIONALS NV NL0010696704	1.21	-5.47% -0.07		24/07/18 16:34:53	2,600 3,159.00
ALUMEXX NV NL0012194724	1.29	0.00% 0.00		24/07/18 14:40:37	303 391.00
AMG CRITICAL MATERIALS NV NL0000888691	15.76	0.32% 0.05		24/07/18 17:38:25	93,089 1,462,816.00
APERAM S.A. LU0569974404	24.94	-1.03% -0.26		24/07/18 17:35:28	192,984 4,842,686.00
ARCADIS N.V. NL0006237562	62.60	0.56% 0.35		24/07/18 17:36:20	208,641 13,033,271.00
ARCELORMITTAL S.A. LU1598757687	21.17	-0.56% -0.12		24/07/18 17:35:04	2,033,891 43,119,929.00
ASM INTERNATIONAL N.V. NL0000334118	658.80	-2.92% -19.80		24/07/18 17:36:01	208,262 139,074,488.00
ASML HOLDING N.V. NL0010273215	838.50	-3.72% -32.40		24/07/18 17:39:14	1,069,933 914,979,590.00
ASR NEDERLAND N.V. NL0011872643	45.68	0.02% 0.01		24/07/18 17:35:20	235,566 10,778,234.00
AVANTIUM NV NL0012047823	2.505	0.00% 0.00		24/07/18 17:35:18	96,507 243,067.00

AEX ALL-SHARE INDEX

AZERION GROUP N.V. EUR0.01 NL00150006Z9	1.61	0.63% 0.01		24/07/18 17:35:25	4,390 7,059.00
B&S GROUP SA EUR0.06 LU1789205884	4.83	0.10% 0.01		24/07/18 17:35:08	13,426 64,820.00
BANIJAY GROUP N.V. EUR0.0... NL0015000X07	9.00	2.86% 0.25		24/07/18 17:28:50	2,458 22,086.00
BASIC-FIT N.V. NL0011872650	21.60	0.47% 0.10		24/07/18 17:35:21	70,948 1,532,489.00
BE SEMICONDUCTOR INDUSTRI... NL0012866412	148.65	-4.53% -7.05		24/07/18 17:38:01	569,169 86,711,933.00
BENEVOLENTAI EUR0.001 CLA... LU2355630455	0.57	-5.00% -0.03		24/07/18 17:35:02	10,678 6,258.00
BEVER HOLDING, N.V. NL0000285278	2.70	0.00% 0.00		24/07/12 11:30:02	210 567.00
BM3EAC CORP USD0.0001 CLA... KYG137071075	10.00	1.01% 0.10		23/03/14 09:43:07	354 3,540.00
BOUSSARD & GAVAUDAN HLDG ... GG00B1FQG453	26.80	-0.74% -0.20		24/07/17 16:56:36	2,089 56,085.00
BRUNEL INTERNATIONAL N.V. NL0010776944	10.44	0.19% 0.02		24/07/18 17:35:26	77,315 803,810.00
CABKA N.V. EUR0.01 NL00150000S7	3.70	2.78% 0.10		24/07/18 11:43:27	230 853.00
CM.COM NV NL0012747059	7.20	0.70% 0.05		24/07/18 17:35:29	5,554 40,143.00
COMPAGNIE DE SAINT-GOBAIN... FR0000125007	78.50	-0.13% -0.10		24/07/18 17:35:03	1,084,603 85,110,128.00
CORBION N.V. NL0010583399	20.68	3.87% 0.77		24/07/18 17:35:10	99,356 2,035,098.00
CTAC N.V. NL0000345577	3.10	0.98% 0.03		24/07/18 17:35:25	553 1,714.00
CTP N.V. EUR0.16 NL00150006R6	16.46	0.24% 0.04		24/07/18 17:35:28	24,774 407,975.00
CVC CAPITAL PARTNERS PLC JE00BRX98089	17.325	-1.56% -0.28		24/07/18 17:35:01	100,305 1,739,221.00
DE PORCELYNE FLES NL0000378669	13.00	0.00% 0.00		24/07/17 16:30:04	100 1,300.00
DGB GROUP N.V. NL0009169515	0.70	-3.85% -0.03		24/07/18 16:31:35	43,175 30,160.00
DSM-FIRMENICH AG CH1216478797	110.35	1.52% 1.65		24/07/18 17:35:27	437,120 48,267,659.00
EASE2PAY NV NL0000345627	0.56	-6.04% -0.04		24/07/18 17:35:26	15,603 8,848.00
EBUSCO HOLDING BV NL0015000CZ2	1.371	2.85% 0.04		24/07/18 17:35:15	470,797 652,214.00
ENVIPCO HOLDING N.V. NL0015000GX8	5.75	0.88% 0.05		24/07/18 17:35:19	11,435 65,976.00
EUROCASTLE INVESTMENT LTD... GB00B94QM994	7.20	-0.69% -0.05		24/07/15 09:00:05	12 86.00
EUROCOMMERCIAL PROPERTIES... NL0015000K93	23.15	0.43% 0.10		24/07/18 17:35:08	23,566 545,973.00
EURONEXT N.V. NL0006294274	92.30	0.33% 0.30		24/07/18 17:35:26	99,036 9,129,879.00
EUROPEAN HEALTHCARE ACQ &... NL0015000K10	10.50	0.00% 0.00		24/06/10 09:00:11	10 105.00
EXOR NV	97.15	-0.05%		24/07/18	110,309

AEX ALL-SHARE INDEX

NL0012059018		-0.05		17:35:25	10,479,257.00
FAGRON N.V. BE0003874915	18.90	1.07% 0.20		24/07/18 17:35:05	66,832 1,260,841.00
FASTNED B.V. NL0013654809	17.52	4.41% 0.74		24/07/18 17:35:28	18,408 318,733.00
FLOW TRADERS N.V. BMG3602E1084	19.37	3.14% 0.59		24/07/18 17:35:17	174,601 3,338,093.00
FORFARMERS N.V. NL0011832811	2.96	0.00% 0.00		24/07/18 17:35:01	48,887 144,232.00
FUGRO N.V. NL00150003E1	25.04	3.30% 0.80		24/07/18 17:36:10	426,058 10,519,520.00
GALAPAGOS N.V. BE0003818359	24.80	0.90% 0.22		24/07/18 17:35:25	65,339 1,619,261.00
GLOBAL INTERCONNECTION GR... GG00BMB5XZ39	4.10	-8.89% -0.40		24/06/26 09:00:15	100 410.00
HAL TRUST BMG455841020	115.20	0.88% 1.00		24/07/18 17:35:27	11,680 1,344,746.00
HEINEKEN HOLDING N.V. NL0000008977	73.85	0.48% 0.35		24/07/18 17:35:17	88,065 6,513,799.00
HEINEKEN N.V. NL0000009165	89.72	0.25% 0.22		24/07/18 17:35:13	503,252 44,978,598.00
HOLLAND COLOURS N.V. NL0000440311	94.50	0.00% 0.00		24/07/18 10:50:19	55 5,198.00
HYDRATEC INDUSTRIES N.V. NL0009391242	139.00	0.00% 0.00		24/07/18 16:30:20	446 61,798.00
IEX GROUP N.V. NL0010556726	1.75	-2.78% -0.05		24/07/18 16:30:18	46 81.00
IMCD N.V. NL0010801007	132.45	0.57% 0.75		24/07/18 17:37:55	108,586 14,422,221.00
ING GROEP N.V. NL0011821202	16.968	-0.01% -0.00		24/07/18 17:35:03	6,307,617 107,284,973.00
INPOST SA LU2290522684	15.75	-1.75% -0.28		24/07/18 17:35:03	702,741 11,093,691.00
IRIS FINANCIAL USD0.0001 KYG7552D1016	10.00	0.00% 0.00		24/07/18 02:41:46	- -
JDE PEET'S N.V. NL0014332678	18.80	1.02% 0.19		24/07/18 17:35:25	172,696 3,245,787.00
JUST EAT TAKEAWAY.COM NV NL0012015705	11.415	0.18% 0.02		24/07/18 17:35:22	799,276 9,116,526.00
KENDRION NV NL0000852531	12.94	-0.61% -0.08		24/07/18 17:35:24	5,361 69,584.00
KONINKLIJKE AHOLD DELHAIZ... NL0011794037	29.68	1.82% 0.53		24/07/18 17:35:29	2,188,334 64,542,748.00
KONINKLIJKE BAM GROEP N.V... NL0000337319	4.226	-0.66% -0.03		24/07/18 17:35:15	751,566 3,178,929.00
KONINKLIJKE HEIJM NL0009269109	23.90	-0.42% -0.10		24/07/18 17:35:20	121,697 2,900,128.00
KONINKLIJKE KPN NV NL0000009082	3.743	1.13% 0.04		24/07/18 17:35:27	8,177,275 30,585,740.00
KONINKLIJKE PHILIPS NV NL0000009538	24.06	1.39% 0.33		24/07/18 17:35:04	1,463,659 35,083,725.00
KONINKLIJKE VOPAK N.V. NL0009432491	40.40	0.30% 0.12		24/07/18 17:35:25	121,187 4,904,671.00
LAVIDE HOLDING N.V. NL0010545679	0.264	-1.49% -0.00		24/07/18 12:16:17	825 218.00

AEX ALL-SHARE INDEX

LUCAS BOLLS AMSTERDAM BV NL0010998878	15.80	-2.77% -0.45		24/07/18 16:09:35	3 48.00
MKB NEDSENSE NV NL0009312842	0.07	-3.45% -0.00		24/07/18 16:07:12	16,580 1,193.00
MOORFIELD GROUP NV CWN814651014	0.53	1.92% 0.01	█	24/07/18 12:45:06	2,010 1,035.00
MOTORK PLC ORD EUR0.01 GB00BMXH3352	5.70	-1.72% -0.10		24/07/18 17:35:14	6,491 36,874.00
NEDAP NED. APPARATENFABRI... NL0000371243	59.80	-0.66% -0.40		24/07/18 17:35:27	21,234 1,268,986.00
NEPI ROCKCASTLE N.V EUR 0... NL0015000RT3	6.60	0.00% 0.00		24/07/18 11:31:07	481 3,176.00
NEW AMSTERDAM INVEST N.V ... NL0015000CG2	8.75	0.00% 0.00		24/07/17 10:21:53	50 438.00
NEW SOURCES ENERGY N.V. NL0009822014	0.018	0.00% 0.00		24/07/18 16:30:07	2,500 45.00
NN GROUP N.V. NL0010773842	45.56	0.42% 0.19		24/07/18 17:35:27	587,762 26,774,796.00
NSI N.V. NL0012365084	20.25	2.58% 0.51	█	24/07/18 17:36:20	67,434 1,361,596.00
NX FILTRATION N.V EUR0.01 NL0015000D50	5.70	2.15% 0.12	█	24/07/18 17:35:08	118,938 679,555.00
OCI N.V. NL0010558797	23.14	-0.98% -0.23		24/07/18 17:35:19	300,445 6,962,400.00
ONWARD MEDICAL NV EUR0.12 NL0015000HT4	5.02	-0.40% -0.02		24/07/18 17:35:01	22,777 116,439.00
PB HOLDING N.V. NL0000336303	2.88	0.70% 0.02		24/07/18 10:30:54	500 1,440.00
PERSHING SQUARE HOLDINGS ... GG00BPFJTF46	54.70	1.11% 0.60	█	24/07/18 17:35:06	50,420 2,759,052.00
PHARMING GROUP N.V. NL0010391025	0.7915	0.38% 0.00		24/07/18 17:35:12	2,667,145 2,112,979.00
POSTNL N.V. NL0009739416	1.361	2.25% 0.03	█	24/07/18 17:35:00	2,139,692 2,885,207.00
PROSUS N.V. NL0013654783	32.90	0.35% 0.12		24/07/18 17:36:29	2,952,405 97,294,199.00
RANDSTAD N.V. NL0000379121	45.43	1.23% 0.55	█	24/07/18 17:35:09	491,152 21,441,610.00
RELX PLC GB00B2B0DG97	41.50	-0.67% -0.28		24/07/18 17:35:21	844,446 35,008,777.00
RENEWI PLC GB00BNR4T868	8.05	0.12% 0.01		24/07/18 17:35:11	41,242 335,920.00
RETAIL ESTATES S.A. BE0003720340	64.40	-1.08% -0.70		24/07/18 17:35:06	4,749 307,378.00