

# AEX ALL-SHARE INDEX

ISIN: **NL0000249100** WKN: -

## Overview

2024/06/28 18:05:01

Price

**1,245.24** EUR

Difference ▼ **-0.01%** (-0.14)

### General attributes

ISIN	NL0000249100
Symbol	-
Country	-
Instruments in index	121
Type of index	-
Security type	Index

### Market data

Open	1,245.38 EUR
High	1,255.10 EUR
Low	1,243.03 EUR
Close (prev. day)	1,245.38 EUR
Trading volume (m)	-
Volume (pcs)	-

### Top 5

Name	Price	+ - (%)	Trend
NEW AMSTER...	9.00	+10.43	<span style="color: green;">▲</span>
MKB NEDSEN...	0.077	+4.05	<span style="color: green;">▲</span>
BEVER HOLD...	2.70	+3.05	<span style="color: green;">▲</span>
ALFEN NV E...	17.26	+3.04	<span style="color: green;">▲</span>
NX FILTRAT...	4.84	+2.98	<span style="color: green;">▲</span>

Intraday 1w 1m 6m 1y 3y

### Flop 5

Name	Price	+ - (%)	Trend
DGB GROUP ...	0.84	-15.83	<span style="color: red;">▼</span>
EBUSCO HOL...	1.573	-5.01	<span style="color: red;">▼</span>
AIR FRANCE...	8.228	-4.17	<span style="color: red;">▼</span>
VIVORYON T...	1.85	-3.95	<span style="color: red;">▼</span>
FASTNED B...	17.28	-3.46	<span style="color: red;">▼</span>

Intraday 1w 1m 6m 1y 3y

5y



Information about previous performance does not guarantee future performance.  
Source: FactSet

**Futures and Options**

**Related Futures** -

**Related Options** -

## Details

2024/06/28 18:05:01

Price

**1,245.24** EUR

Difference

**-0.01%** (-0.14)

## General attributes

ISIN NL0000249100

Symbol -

Country -

Security type Index

Instruments in index 121

## Market data

Open 1,245.38 EUR

High 1,255.10 EUR

Low 1,243.03 EUR

Close (prev. day) 1,245.38 EUR

Trading volume (m) -

Volume (pcs) -

## Performance and Risk

	6m	1y	3y
Perf (%)	+16.17%	+20.51%	+19.49%
Perf (abs.)	+173.30	+211.90	+203.07
Beta	-	-	-
Volatility	11.62	11.77	17.12



Information about previous performance does not guarantee future performance.

Source: FactSet

## Price data

Ø price 5 days   Ø volume 5 days (pcs.)	1,245.57 EUR (0)
Ø price 30 days   Ø volume 30 days (pcs.)	1,242.28 EUR (0)
Ø price 100 days   Ø volume 100 days (pcs.)	1,199.94 EUR (0)
Ø price 250 days   Ø volume 250 days (pcs.)	1,097.31 EUR (0)
YTD High   date	1,269.53 EUR (2024/06/12)
YTD Low   date	1,038.90 EUR (2024/01/17)
52 Weeks High   date	1,269.53 EUR (2024/06/12)
52 Weeks Low   date	956.88 EUR (2023/10/23)















## Composition

Name ISIN	Price	Diff % Diff +/-	Performance	Date Time	Turnover Pc. Turnover Money
AALBERTS N.V. NL0000852564	37.92	-0.37% -0.14		24/06/28 17:35:24	131,654 5,008,550.00
ABN AMRO BANK N.V. DR EAC... NL0011540547	15.35	0.75% 0.12		24/06/28 17:35:12	2,652,293 40,567,705.00
ACCSYS TECHNOLOGIES PLC GB00BQQFX454	0.65	0.00% 0.00		24/06/28 17:35:19	62,498 40,840.00
ACOMO NV NL0000313286	17.22	0.00% 0.00		24/06/28 17:36:13	22,949 396,822.00
ADYEN NV NL0012969182	1,113.20	-1.03% -11.60		24/06/28 17:35:03	70,898 79,059,834.00
AEDIFICA NV BE0003851681	56.65	-0.26% -0.15		24/06/28 17:35:14	49,146 2,784,172.00
AEGON N.V. BMG0112X1056	5.768	0.03% 0.00		24/06/28 17:35:27	3,130,856 18,074,331.00
AFC AJAX N.V. NL0000018034	10.35	-0.96% -0.10		24/06/28 16:03:11	304 3,154.00
AGILITY REAL ESTATE INC. VGG885761061	0.056	1.82% 0.00		24/06/28 17:26:28	19,920 1,032.00
AIR FRANCE-KLM SA FR001400J770	8.228	-4.17% -0.36		24/06/28 17:35:26	4,386,497 35,862,501.00
AKZO NOBEL N.V. NL0013267909	56.78	-0.35% -0.20		24/06/28 17:35:25	328,337 18,649,484.00
ALFEN NV EUR0.10 NL0012817175	17.26	3.04% 0.51		24/06/28 17:35:29	1,997,611 35,121,494.00
ALLFUNDS GROUP PLC EUR0.0... GB00BNTJ3546	5.24	-0.29% -0.02		24/06/28 17:35:09	612,751 3,212,331.00
ALMUNDA PROFESSIONALS NV NL0010696704	1.30	0.00% 0.00		24/06/27 17:14:25	4,530 5,889.00
ALUMEXX NV NL0012194724	1.30	-1.52% -0.02		24/06/28 17:20:20	13,876 18,227.00
AMG CRITICAL MATERIALS NV NL0000888691	15.42	0.52% 0.08		24/06/28 17:35:13	153,449 2,378,138.00
APERAM S.A. LU0569974404	24.14	0.67% 0.16		24/06/28 17:35:13	101,922 2,465,269.00
ARCADIS N.V. NL0006237562	59.15	0.00% 0.00		24/06/28 17:35:02	240,341 14,279,516.00
ARCELORMITTAL S.A. LU1598757687	21.37	0.61% 0.13		24/06/28 17:35:15	2,702,505 57,289,002.00
ASM INTERNATIONAL N.V. NL0000334118	711.80	1.69% 11.80		24/06/28 17:36:37	99,699 70,477,364.00
ASML HOLDING N.V. NL0010273215	964.20	0.44% 4.20		24/06/28 17:38:45	507,661 490,729,203.00
ASR NEDERLAND N.V. NL0011872643	44.51	0.54% 0.24		24/06/28 17:35:02	499,394 22,154,596.00
AVANTIUM NV NL0012047823	2.575	-0.19% -0.01		24/06/28 17:35:21	111,980 286,866.00

## AEX ALL-SHARE INDEX

AZERION GROUP N.V. EUR0.01 NL00150006Z9	1.628	0.00% 0.00		24/06/28 17:35:06	24,499 39,726.00
B&S GROUP SA EUR0.06 LU1789205884	5.00	0.00% 0.00		24/06/28 17:35:23	13,414 67,130.00
BANIJAY GROUP N.V. EUR0.0... NL0015000X07	8.80	0.00% 0.00		24/06/28 09:00:24	41 361.00
BASIC-FIT N.V. NL0011872650	20.12	0.70% 0.14	█	24/06/28 17:35:03	106,129 2,122,475.00
BE SEMICONDUCTOR INDUSTRI... NL0012866412	156.15	0.19% 0.30	█	24/06/28 17:37:46	266,477 41,608,987.00
BENEVOLENTAI EUR0.001 CLA... LU2355630455	0.488	-2.40% -0.01		24/06/28 15:51:29	1,160 575.00
BEVER HOLDING, N.V. NL0000285278	2.70	3.05% 0.08	█	24/06/28 16:30:20	2,067 5,573.00
BM3EAC CORP USD0.0001 CLA... KYG137071075	10.00	1.01% 0.10	█	23/03/14 09:43:07	354 3,540.00
BOUSSARD & GAVAUDAN HLDG ... GG00B1FQG453	26.60	0.76% 0.20	█	24/06/28 17:35:20	600 15,960.00
BRUNEL INTERNATIONAL N.V. NL0010776944	10.00	-0.40% -0.04		24/06/28 17:35:10	53,408 534,706.00
CABKA N.V. EUR0.01 NL00150000S7	3.84	0.00% 0.00		24/06/28 17:35:04	268 1,023.00
CM.COM NV NL0012747059	6.80	0.59% 0.04	█	24/06/28 17:35:15	19,222 129,709.00
COMPAGNIE DE SAINT-GOBAIN... FR0000125007	72.62	-0.79% -0.58		24/06/28 17:36:42	993,819 72,208,259.00
CORBION N.V. NL0010583399	18.73	-0.27% -0.05		24/06/28 17:35:02	80,668 1,515,090.00
CTAC N.V. NL0000345577	3.20	0.63% 0.02	█	24/06/28 13:42:24	15 48.00
CTP N.V. EUR0.16 NL00150006R6	15.92	-0.75% -0.12		24/06/28 17:35:51	61,631 980,824.00
CVC CAPITAL PARTNERS PLC JE00BRX98089	17.135	1.36% 0.23	█	24/06/28 17:35:29	265,293 4,510,334.00
DE PORCELYNE FLES NL0000378669	13.00	0.00% 0.00		24/06/25 11:30:13	211 2,743.00
DGB GROUP N.V. NL0009169515	0.84	-15.83% -0.16		24/06/28 17:17:41	162,380 144,921.00
DSM-FIRMENICH AG CH1216478797	105.60	-0.94% -1.00		24/06/28 17:35:10	386,800 40,740,265.00
EASE2PAY NV NL0000345627	0.53	-3.28% -0.02		24/06/28 17:35:57	56,854 30,319.00
EBUSCO HOLDING BV NL0015000CZ2	1.573	-5.01% -0.08		24/06/28 17:35:08	1,029,068 1,747,095.00
ENVIPCO HOLDING N.V. NL0015000GX8	5.75	-3.36% -0.20		24/06/28 17:35:15	21,182 124,776.00
EUROCASTLE INVESTMENT LTD... GB00B94QM994	7.65	-1.29% -0.10		24/06/28 14:28:27	2 15.00
EUROCOMMERCIAL PROPERTIES... NL0015000K93	22.50	1.12% 0.25	█	24/06/28 17:35:29	121,182 2,725,714.00
EURONEXT N.V. NL0006294274	86.50	-2.43% -2.15		24/06/28 17:37:05	249,113 21,619,401.00
EUROPEAN HEALTHCARE ACQ &... NL0015000K10	10.50	0.00% 0.00		24/06/10 09:00:11	10 105.00
EXOR NV	97.70	-0.71%		24/06/28	145,583

## AEX ALL-SHARE INDEX

NL0012059018		-0.70		17:35:15	14,263,176.00
FAGRON N.V. BE0003874915	18.22	1.79% 0.32		24/06/28 17:35:11	65,052 1,183,228.00
FASTNED B.V. NL0013654809	17.28	-3.46% -0.62		24/06/28 17:35:08	20,163 355,371.00
FLOW TRADERS N.V. BMG3602E1084	18.48	0.22% 0.04		24/06/28 17:35:18	70,432 1,305,879.00
FORFARMERS N.V. NL0011832811	2.695	0.00% 0.00		24/06/28 17:35:17	77,462 208,060.00
FUGRO N.V. NL00150003E1	22.56	-0.09% -0.02		24/06/28 17:35:11	160,496 3,635,824.00
GALAPAGOS N.V. BE0003818359	23.34	0.00% 0.00		24/06/28 17:35:26	57,949 1,353,625.00
GLOBAL INTERCONNECTION GR... GG00BMB5XZ39	4.10	-8.89% -0.40		24/06/26 09:00:15	100 410.00
HAL TRUST BMG455841020	113.00	0.00% 0.00		24/06/28 17:35:07	14,635 1,655,563.00
HEINEKEN HOLDING N.V. NL0000008977	73.65	-0.81% -0.60		24/06/28 17:35:12	144,785 10,692,157.00
HEINEKEN N.V. NL0000009165	90.30	-1.40% -1.28		24/06/28 17:35:18	603,087 54,624,797.00
HOLLAND COLOURS N.V. NL0000440311	98.00	1.03% 1.00		24/06/28 16:25:57	273 26,751.00
HYDRATEC INDUSTRIES N.V. NL0009391242	142.00	0.00% 0.00		24/06/27 11:30:04	600 85,200.00
IEX GROUP N.V. NL0010556726	1.78	4.09% 0.07		24/06/25 11:30:22	100 178.00
IMCD N.V. NL0010801007	129.30	-1.26% -1.65		24/06/28 17:35:03	79,052 10,251,982.00
ING GROEP N.V. NL0011821202	15.962	0.11% 0.02		24/06/28 17:36:04	7,683,876 122,692,884.00
INPOST SA LU2290522684	16.46	-1.56% -0.26		24/06/28 17:35:13	393,884 6,493,788.00
IRIS FINANCIAL USD0.0001 KYG7552D1016	10.00	0.00% 0.00		24/06/28 02:08:43	- -
JDE PEET'S N.V. NL0014332678	18.60	-1.12% -0.21		24/06/28 17:35:01	410,496 7,638,651.00
JUST EAT TAKEAWAY.COM NV NL0012015705	11.235	-2.26% -0.26		24/06/28 17:37:17	1,220,171 13,805,606.00
KENDRION NV NL0000852531	13.12	0.15% 0.02		24/06/28 17:35:05	11,040 144,054.00
KONINKLIJKE AHOLD DELHAIZ... NL0011794037	27.59	-0.83% -0.23		24/06/28 17:35:20	1,981,432 54,719,211.00
KONINKLIJKE BAM GROEP N.V... NL0000337319	3.922	-0.66% -0.03		24/06/28 17:35:19	746,799 2,956,284.00
KONINKLIJKE HEIJM NL0009269109	19.10	-0.10% -0.02		24/06/28 17:35:29	44,049 845,649.00
KONINKLIJKE KPN NV NL0000009082	3.58	0.34% 0.01		24/06/28 17:35:10	12,850,878 45,976,586.00
KONINKLIJKE PHILIPS NV NL0000009538	23.59	-1.30% -0.31		24/06/28 17:35:15	1,717,055 40,491,557.00
KONINKLIJKE VOPAK N.V. NL0009432491	38.76	-0.51% -0.20		24/06/28 17:36:04	189,507 7,344,472.00
LAVIDE HOLDING N.V. NL0010545679	0.252	-2.33% -0.01		24/06/28 11:42:59	6,537 1,655.00

## AEX ALL-SHARE INDEX

LUCAS BOLLS AMSTERDAM BV NL0010998878	16.25	0.62% 0.10		24/06/28 15:39:52	120 1,944.00
MKB NEDSENSE NV NL0009312842	0.077	4.05% 0.00		24/06/28 17:35:08	13,796 1,048.00
MOORFIELD GROUP NV CWN814651014	0.56	0.00% 0.00		24/06/28 16:02:25	600 336.00
MOTORK PLC ORD EUR0.01 GB00BMXH3352	6.00	0.00% 0.00		24/06/28 17:37:01	47,089 281,841.00
NEDAP NED. APPARATENFABRI... NL0000371243	60.80	-0.33% -0.20		24/06/28 17:35:02	3,819 230,863.00
NEPI ROCKCASTLE N.V. EUR 0... NL0015000RT3	6.70	-2.19% -0.15		24/06/28 13:10:25	4,801 32,594.00
NEW AMSTERDAM INVEST N.V. ... NL0015000CG2	9.00	10.43% 0.85		24/06/28 09:22:49	501 4,359.00
NEW SOURCES ENERGY N.V. NL0009822014	0.015	-6.25% -0.00		24/06/27 17:01:24	163,972 2,460.00
NN GROUP N.V. NL0010773842	43.45	0.30% 0.13		24/06/28 17:35:22	839,830 36,527,752.00
NSI N.V. NL0012365084	19.22	-1.64% -0.32		24/06/28 17:35:05	26,046 502,979.00
NX FILTRATION N.V. EUR0.01 NL0015000D50	4.84	2.98% 0.14		24/06/28 17:35:00	166,534 812,232.00
OCI N.V. NL0010558797	22.79	-0.26% -0.06		24/06/28 17:35:14	259,422 5,926,234.00
ONWARD MEDICAL NV EUR0.12 NL0015000HT4	4.98	1.63% 0.08		24/06/28 17:35:09	21,803 107,672.00
PB HOLDING N.V. NL0000336303	2.98	-2.61% -0.08		24/06/28 17:35:26	5,342 15,924.00
PERSHING SQUARE HOLDINGS ... GG00BPFJTF46	52.90	0.19% 0.10		24/06/28 17:35:14	40,042 2,120,291.00
PHARMING GROUP N.V. NL0010391025	0.7525	-1.18% -0.01		24/06/28 17:35:26	2,175,675 1,644,543.00
POSTNL N.V. NL0009739416	1.268	-0.70% -0.01		24/06/28 17:35:06	1,965,395 2,511,812.00
PROSUS N.V. NL0013654783	33.26	-0.12% -0.04		24/06/28 17:35:03	2,926,029 97,525,148.00
RANDSTAD N.V. NL0000379121	42.33	0.19% 0.08		24/06/28 17:35:27	318,966 13,497,233.00
RELX PLC GB00B2B0DG97	42.96	-0.42% -0.18		24/06/28 17:35:22	544,717 23,467,564.00
RENEWI PLC GB00BNR4T868	7.86	-1.75% -0.14		24/06/28 17:35:26	106,025 839,470.00
RETAIL ESTATES S.A. BE0003720340	62.00	-1.59% -1.00		24/06/28 17:35:29	11,110 689,618.00