

AEX ALL-SHARE INDEX

ISIN: NL0000249100 WKN: -

Overview

2024/06/27 18:05:02

Price

1,245.38 EURDifference  0.31% (3.85)

General attributes

ISIN	NL0000249100
Symbol	-
Country	-
Instruments in index	121
Type of index	-
Security type	Index

Market data

Open	1,241.52 EUR
High	1,251.36 EUR
Low	1,241.52 EUR
Close (prev. day)	1,241.53 EUR
Trading volume (m)	-
Volume (pcs)	-

Top 5

Name 	Price	+ - (%) 	Trend 
VIVORYON T...	1.926	+38.16	
DGB GROUP ...	0.998	+17.41	
NX FILTRAT...	4.70	+14.08	
PB HOLDING...	3.06	+7.75	
ENVIPCO HO...	5.95	+4.39	

Intraday 1w 1m 6m 1y 3y

Flop 5

Name 	Price	+ - (%) 	Trend 
NEW AMSTER...	8.15	-10.93	
LAVIDE HOL...	0.258	-7.86	
NEW SOURCE...	0.015	-6.25	
POSTNL N.V...	1.277	-3.91	
AMG CRITIC...	15.34	-3.28	

Intraday 1w 1m 6m 1y 3y

5y



Information about previous performance does not guarantee future performance.

Source: FactSet

Futures and Options

Related Futures -

Related Options -

Details

2024/06/27 18:05:02

Price

1,245.38 EUR

Difference



0.31% (3.85)

General attributes

ISIN NL0000249100

Symbol -

Country -

Security type Index

Instruments in index 121

Market data

Open 1,241.52 EUR

High 1,251.36 EUR

Low 1,241.52 EUR

Close (prev. day) 1,241.53 EUR

Trading volume (m) -

Volume (pcs) -

Performance and Risk

	6m	1y	3y
Perf (%)	+16.21%	+21.70%	+19.24%
Perf (abs.)	+173.71	+222.02	+200.96
Beta	-	-	-
Volatility	11.63	11.77	17.13



Information about previous performance does not guarantee future performance.

Source: FactSet

Price data

Ø price 5 days Ø volume 5 days (pcs.)	1,246.29 EUR (0)
Ø price 30 days Ø volume 30 days (pcs.)	1,241.89 EUR (0)
Ø price 100 days Ø volume 100 days (pcs.)	1,198.85 EUR (0)
Ø price 250 days Ø volume 250 days (pcs.)	1,096.38 EUR (0)
YTD High date	1,269.53 EUR (2024/06/12)
YTD Low date	1,038.90 EUR (2024/01/17)
52 Weeks High date	1,269.53 EUR (2024/06/12)
52 Weeks Low date	956.88 EUR (2023/10/23)

Composition






















Name  ISIN	Price	Diff %  Diff +/-	Performance 	Date Time	Turnover Pc.  Turnover Money 
AALBERTS N.V. NL0000852564	38.06	0.21% 0.08		24/06/27 17:35:22	234,017 8,914,588.00
ABN AMRO BANK N.V. DR EAC... NL0011540547	15.235	-0.36% -0.06		24/06/27 17:35:28	1,474,864 22,349,594.00
ACCSYS TECHNOLOGIES PLC GB00BQQFX454	0.65	-1.52% -0.01		24/06/27 17:35:16	132,549 87,210.00
ACOMO NV NL0000313286	17.22	1.18% 0.20		24/06/27 17:35:08	24,577 421,643.00
ADYEN NV NL0012969182	1,124.80	-0.74% -8.40		24/06/27 17:36:02	79,024 87,924,186.00
AEDIFICA NV BE0003851681	56.80	0.89% 0.50		24/06/27 17:35:29	33,997 1,926,777.00
AEGON N.V. BMG0112X1056	5.766	-2.20% -0.13		24/06/27 17:37:30	5,820,281 33,735,398.00
AFC AJAX N.V. NL0000018034	10.45	-0.48% -0.05		24/06/27 17:35:27	1,130 11,710.00
AGILITY REAL ESTATE INC. VGG885761061	0.055	-3.51% -0.00		24/06/26 16:29:57	32,000 1,798.00
AIR FRANCE-KLM SA FR001400J770	8.586	-3.22% -0.29		24/06/27 17:38:45	1,694,397 14,621,030.00
AKZO NOBEL N.V. NL0013267909	56.98	-1.28% -0.74		24/06/27 17:35:16	375,965 21,415,386.00
ALFEN NV EUR0.10 NL0012817175	16.75	-1.41% -0.24		24/06/27 17:39:59	1,806,601 30,144,321.00
ALLFUNDS GROUP PLC EUR0.0... GB00BNTJ3546	5.255	0.67% 0.04		24/06/27 17:35:14	916,588 4,804,993.00
ALMUNDA PROFESSIONALS NV NL0010696704	1.30	0.00% 0.00		24/06/27 17:14:25	4,530 5,889.00
ALUMEXX NV NL0012194724	1.32	-2.22% -0.03		24/06/27 17:26:58	6,966 9,278.00
AMG CRITICAL MATERIALS NV NL0000888691	15.34	-3.28% -0.52		24/06/27 17:35:23	132,069 2,055,265.00
APERAM S.A. LU0569974404	23.98	0.33% 0.08		24/06/27 17:38:20	127,086 3,040,840.00
ARCADIS N.V. NL0006237562	59.15	1.98% 1.15		24/06/27 17:35:11	382,057 22,548,567.00
ARCELORMITTAL S.A. LU1598757687	21.24	-0.61% -0.13		24/06/27 17:35:03	2,517,245 53,232,123.00
ASM INTERNATIONAL N.V. NL0000334118	700.00	0.43% 3.00		24/06/27 17:35:25	61,098 42,914,386.00
ASML HOLDING N.V. NL0010273215	960.00	1.42% 13.40		24/06/27 17:39:15	341,799 328,155,623.00
ASR NEDERLAND N.V. NL0011872643	44.27	-0.85% -0.38		24/06/27 17:35:27	566,350 24,909,721.00
AVANTIUM NV NL0012047823	2.58	0.78% 0.02		24/06/27 17:35:22	93,434 239,657.00

AZERION GROUP N.V EUR0.01 NL00150006Z9	1.628	0.12% 0.00		24/06/27 17:35:11	32,864 53,053.00
B&S GROUP SA EUR0.06 LU1789205884	5.00	-0.40% -0.02		24/06/27 17:35:05	62,703 313,674.00
BANIJAY GROUP N.V. EUR0.0... NL0015000X07	8.80	0.00% 0.00		24/06/27 17:29:52	104 915.00
BASIC-FIT N.V. NL0011872650	19.98	-0.10% -0.02		24/06/27 17:35:27	71,386 1,426,316.00
BE SEMICONDUCTOR INDUSTRI... NL0012866412	155.85	1.23% 1.90		24/06/27 17:39:59	202,488 31,502,196.00
BENEVOLENTAI EUR0.001 CLA... LU2355630455	0.50	-1.96% -0.01		24/06/27 17:35:29	18,099 9,115.00
BEVER HOLDING, N.V. NL0000285278	2.62	8.26% 0.20		24/06/26 16:30:13	2 5.00
BM3EAC CORP USD0.0001 CLA... KYG137071075	10.00	1.01% 0.10		23/03/14 09:43:07	354 3,540.00
BOUSSARD & GAVAUDAN HLDG ... GG00B1FQG453	26.40	-0.75% -0.20		24/06/26 17:35:21	598 15,787.00
BRUNEL INTERNATIONAL N.V. NL0010776944	10.04	0.40% 0.04		24/06/27 17:35:08	40,167 404,168.00
CABKA N.V EUR0.01 NL00150000S7	3.84	0.00% 0.00		24/06/27 17:35:20	257 987.00
CM.COM NV NL0012747059	6.76	2.27% 0.15		24/06/27 17:35:46	56,051 295,853.00
COMPAGNIE DE SAINT-GOBAIN... FR0000125007	73.20	-0.30% -0.22		24/06/27 17:35:01	713,231 52,155,426.00
CORBION N.V. NL0010583399	18.78	-0.21% -0.04		24/06/27 17:35:19	43,503 814,459.00
CTAC N.V. NL0000345577	3.18	2.91% 0.09		24/06/27 10:49:20	391 1,216.00
CTP N.V EUR0.16 NL00150006R6	16.04	2.69% 0.42		24/06/27 17:35:02	115,475 1,487,806.00
CVC CAPITAL PARTNERS PLC JE00BRX98089	16.905	-2.34% -0.41		24/06/27 17:35:26	142,444 2,417,168.00
DE PORCELYNE FLES NL0000378669	13.00	0.00% 0.00		24/06/25 11:30:13	211 2,743.00
DGB GROUP N.V. NL0009169515	0.998	17.41% 0.15		24/06/27 17:19:50	155,521 143,976.00
DSM-FIRMENICH AG CH1216478797	106.60	0.99% 1.05		24/06/27 17:35:34	400,078 42,343,662.00
EASE2PAY NV NL0000345627	0.548	0.37% 0.00		24/06/27 17:26:11	65,426 35,711.00
EBUSCO HOLDING BV NL0015000CZ2	1.656	3.50% 0.06		24/06/27 17:35:15	473,873 779,989.00
ENVIPCO HOLDING N.V. NL0015000GX8	5.95	4.39% 0.25		24/06/27 17:35:29	22,691 134,455.00
EUROCASTLE INVESTMENT LTD... GB00B94QM994	7.75	5.44% 0.40		24/06/25 11:20:56	645 4,999.00
EUROCOMMERCIAL PROPERTIES... NL0015000K93	22.25	1.14% 0.25		24/06/27 17:35:19	80,139 1,780,562.00
EURONEXT N.V. NL0006294274	88.65	-0.11% -0.10		24/06/27 17:35:06	251,920 22,344,937.00
EUROPEAN HEALTHCARE ACQ &... NL0015000K10	10.50	0.00% 0.00		24/06/10 09:00:11	10 105.00
EXOR NV	98.40	-1.30%		24/06/27	151,008

AEX ALL-SHARE INDEX

NL0012059018		-1.30		17:35:28	14,885,458.00
FAGRON N.V. BE0003874915	17.90	0.90% 0.16		24/06/27 17:35:07	24,155 431,273.00
FASTNED B.V. NL0013654809	17.90	-3.24% -0.60		24/06/27 17:35:18	19,866 357,530.00
FLOW TRADERS N.V. BMG3602E1084	18.44	0.99% 0.18		24/06/27 17:35:15	71,479 1,313,868.00
FORFARMERS N.V. NL0011832811	2.695	-0.19% -0.01		24/06/27 17:35:07	36,737 98,808.00
FUGRO N.V. NL00150003E1	22.58	2.54% 0.56		24/06/27 17:38:39	217,599 4,916,604.00
GALAPAGOS N.V. BE0003818359	23.34	-0.26% -0.06		24/06/27 17:35:24	76,139 1,778,640.00
GLOBAL INTERCONNECTION GR... GG00BMB5XZ39	4.10	-8.89% -0.40		24/06/26 09:00:15	100 410.00
HAL TRUST BMG455841020	113.00	0.00% 0.00		24/06/27 17:35:18	9,400 1,060,184.00
HEINEKEN HOLDING N.V. NL0000008977	74.25	-2.43% -1.85		24/06/27 17:35:10	167,729 12,470,311.00
HEINEKEN N.V. NL0000009165	91.58	-1.93% -1.80		24/06/27 17:39:26	755,148 69,265,039.00
HOLLAND COLOURS N.V. NL0000440311	97.00	-2.51% -2.50		24/06/27 15:45:50	15 1,455.00
HYDRATEC INDUSTRIES N.V. NL0009391242	142.00	0.00% 0.00		24/06/27 11:30:04	600 85,200.00
IEX GROUP N.V. NL0010556726	1.78	4.09% 0.07		24/06/25 11:30:22	100 178.00
IMCD N.V. NL0010801007	130.95	-0.08% -0.10		24/06/27 17:35:02	57,536 7,545,011.00
ING GROEP N.V. NL0011821202	15.944	0.59% 0.09		24/06/27 17:38:29	5,556,589 88,413,962.00
INPOST SA LU2290522684	16.72	0.36% 0.06		24/06/27 17:35:09	165,810 2,773,703.00
IRIS FINANCIAL USD0.0001 KYG7552D1016	10.00	0.00% 0.00		24/06/27 02:08:47	- -
JDE PEET'S N.V. NL0014332678	18.81	-2.03% -0.39		24/06/27 17:38:20	202,773 3,808,441.00
JUST EAT TAKEAWAY.COM NV NL0012015705	11.495	-0.52% -0.06		24/06/27 17:35:04	941,678 10,811,470.00
KENDRION NV NL0000852531	13.10	1.71% 0.22		24/06/27 17:35:02	10,583 138,120.00
KONINKLIJKE AHOLD DELHAIZ... NL0011794037	27.82	-0.14% -0.04		24/06/27 17:35:09	1,524,062 42,386,922.00
KONINKLIJKE BAM GROEP N.V... NL0000337319	3.948	3.35% 0.13		24/06/27 17:35:28	1,118,689 4,405,913.00
KONINKLIJKE HEIJM NL0009269109	19.12	0.63% 0.12		24/06/27 17:35:07	37,269 714,651.00
KONINKLIJKE KPN NV NL0000009082	3.568	0.54% 0.02		24/06/27 17:38:20	6,979,902 24,845,670.00
KONINKLIJKE PHILIPS NV NL0000009538	23.90	-0.67% -0.16		24/06/27 17:35:40	1,826,771 43,697,490.00
KONINKLIJKE VOPAK N.V. NL0009432491	38.96	1.72% 0.66		24/06/27 17:35:26	163,582 6,350,855.00
LAVIDE HOLDING N.V. NL0010545679	0.258	-7.86% -0.02		24/06/27 16:22:00	540 136.00

AEX ALL-SHARE INDEX

LUCAS BOLLS AMSTERDAM BV NL0010998878	16.15	0.94% 0.15		24/06/27 17:35:18	68 1,094.00
MKB NEDSENSE NV NL0009312842	0.074	-1.99% -0.00		24/06/26 17:00:40	6,291 469.00
MOORFIELD GROUP NV CWN814651014	0.56	-1.75% -0.01		24/06/27 15:46:39	5,400 3,048.00
MOTORK PLC ORD EUR0.01 GB00BMXH3352	6.00	-0.33% -0.02		24/06/27 17:35:11	23,216 138,799.00
NEDAP NED. APPARATENFABRI... NL0000371243	61.00	0.00% 0.00		24/06/27 17:35:05	1,761 107,150.00
NEPI ROCKCASTLE N.V EUR 0... NL0015000RT3	6.85	3.79% 0.25		24/06/27 13:10:29	296 2,023.00
NEW AMSTERDAM INVEST N.V ... NL0015000CG2	8.15	-10.93% -1.00		24/06/27 13:47:25	1,000 8,325.00
NEW SOURCES ENERGY N.V. NL0009822014	0.015	-6.25% -0.00		24/06/27 17:01:24	163,972 2,460.00
NN GROUP N.V. NL0010773842	43.32	0.67% 0.29		24/06/27 17:35:00	504,282 21,827,264.00
NSI N.V. NL0012365084	19.54	2.73% 0.52		24/06/27 17:35:04	29,749 576,531.00
NX FILTRATION N.V EUR0.01 NL0015000D50	4.70	14.08% 0.58		24/06/27 17:36:19	311,940 1,455,390.00
OCI N.V. NL0010558797	22.85	-1.80% -0.42		24/06/27 17:35:27	414,736 9,492,006.00
ONWARD MEDICAL NV EUR0.12 NL0015000HT4	4.90	0.62% 0.03		24/06/27 17:35:17	5,841 28,451.00
PB HOLDING N.V. NL0000336303	3.06	7.75% 0.22		24/06/27 17:35:04	3,337 9,902.00
PERSHING SQUARE HOLDINGS ... GG00BPFJTF46	52.80	0.96% 0.50		24/06/27 17:35:22	19,291 1,019,571.00
PHARMING GROUP N.V. NL0010391025	0.7615	0.53% 0.00		24/06/27 17:35:01	1,964,399 1,496,274.00
POSTNL N.V. NL0009739416	1.277	-3.91% -0.05		24/06/27 17:35:27	1,905,351 2,467,823.00
PROSUS N.V. NL0013654783	33.30	-1.84% -0.63		24/06/27 17:35:01	3,162,033 105,418,335.00
RANDSTAD N.V. NL0000379121	42.25	-0.54% -0.23		24/06/27 17:35:07	610,677 25,839,077.00
RELX PLC GB00B2B0DG97	43.14	1.32% 0.56		24/06/27 17:35:25	403,776 17,398,378.00
RENEWI PLC GB00BNR4T868	8.00	-0.25% -0.02		24/06/27 17:35:05	95,072 753,690.00
RETAIL ESTATES S.A. BE0003720340	63.00	0.80% 0.50		24/06/27 17:35:25	9,552 599,201.00